

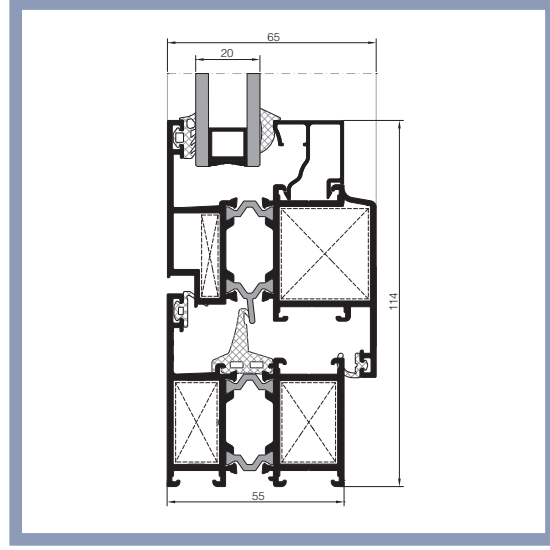
**MİMARİ KATALOG**  
**ARCHITECTURAL CATALOGUE**

Alüminyum Kapı Pencere ve Giydirme Cephe Sistemleri  
Aluminium Door Window and Facade Systems

**RESCARA**



**RWT55**



**TEKNİK ÖZELLİKLER / TECHNICAL PROPERTIES**

KASA DERİNLİĞİ / FRAME DEPTH	55 mm
KANAT DERİNLİĞİ / VENT DEPTH	65 mm
PROFİL ET KALINLIĞI / PROFILE WALL THICKNESS	1,6 / 1,8 / 2 mm
MAKS. CAM KALINLIĞI / MAX. GLASS THICKNESS	36 mm
ISI BARIYERLERİ / THERMAL INSULATION BARS	14,8 mm

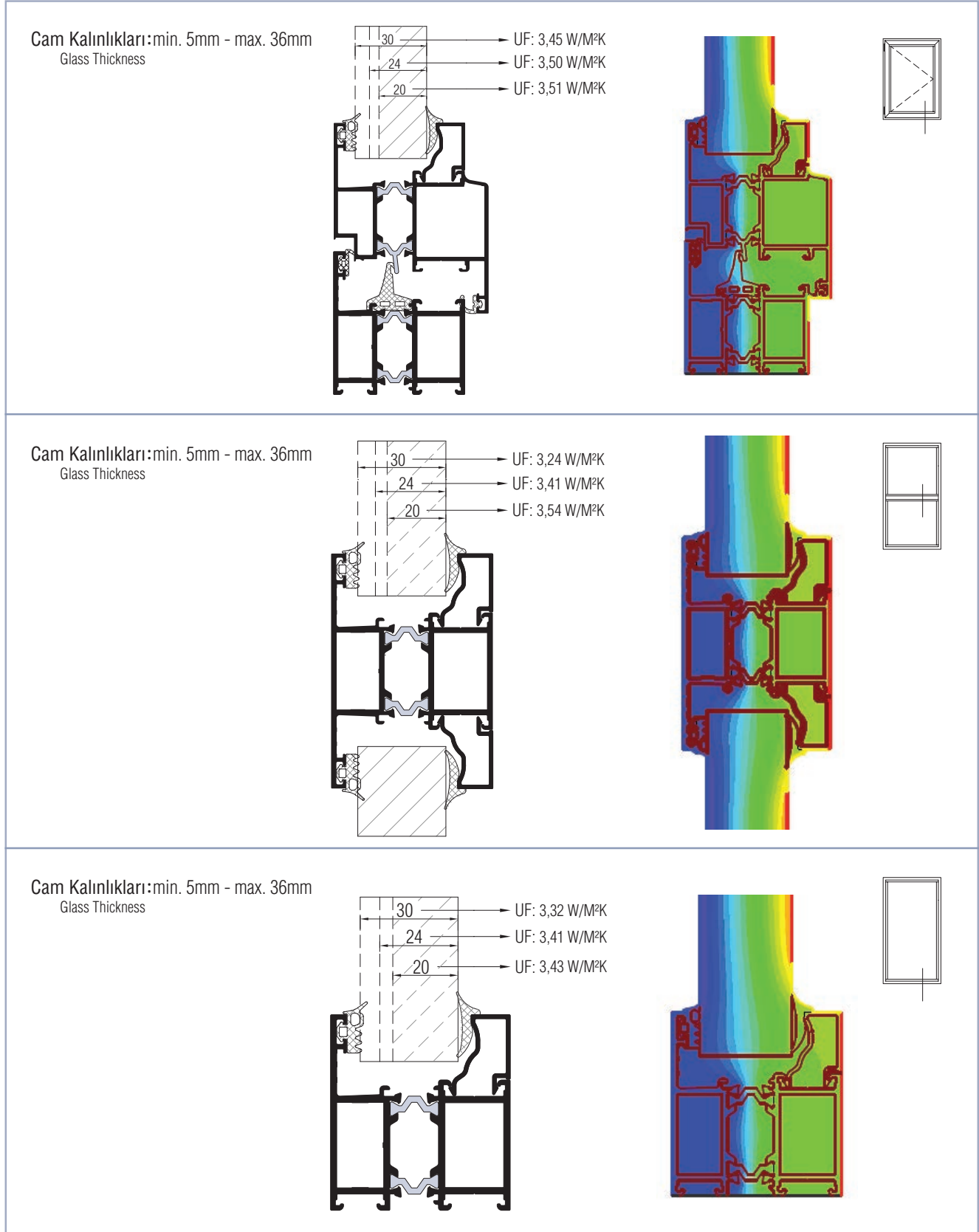
**KULLANIM SEÇENEKLERİ / APPLICATION ALTERNATIVES**

	KAPI DOOR	PENCERE WINDOW
İÇE AÇILIR / INWARD OPENING	•	•
DIŞA AÇILIR / OUTWARD OPENING	•	
VASİSTAS / BOTTOM HUNG		•
ÇİFT EKSEN AÇILIM / TILT & TURN OPENING	•	•
PVC AKSESUAR İÇİN KANAT / VENT FOR PVC ACCESSORIES	•	•
ÇEK & SÜR / TILT & SLIDE	•	•
KATLANIR / FOLDING	•	•
PİVOT / PIVOT		•

**PERFORMANS DEĞERLERİ / PERFORMANCE VALUES**

HAVA GEÇİRGENLİĞİ - EN 12207 AIR PERMEABILITY	1 (150 Pa)	2 (300 Pa)	1 (450 Pa)	4 (600 Pa)					
SU SIZDIRMAZLIĞI - EN 12208 WATERTIGHTNESS	2A (50 Pa)	3A (100 Pa)	4A (150 Pa)	5A (200 Pa)	6A (250 Pa)	7A (300 Pa)	8A (450 Pa)	9A (600 Pa)	E... (600+ Pa)
RÜZGAR YÜKÜNE DAYANIM - EN 12210 RESISTANCE TO WIND LOAD	1 (400 Pa)	2 (800 Pa)	3 (1200 Pa)	4 (1600 Pa)	5 (2000 Pa)	E... (2000+Pa)			
SEHİM KRİTERİ - EN 12210 DEFLECTION CRITERIA	A (L/150)	B (L/200)	C (L/300)						
SİSTEM UF DEĞERİ - EN 10077-2 THERMAL INSULATION VALUE							3,24 ~ 3,54 W/M²K		

## ISI YALITIM DEĞERLERİ (UF) / Thermal Insulation Value (UF)



01

02

03

04

05

06

07

08

09

10

11

12



# MİMARİ KATALOG ARCHITECTURAL CATALOGUE

Alüminyum Kapı Pencere ve Giydirme Cephe Sistemleri  
Aluminium Door Window and Facade Systems



Rescara Sistem Detayları  
Rescara System Details

# RWWT55

PROFİLLER

PROFILES

01

02

03

04

05

06

07

08

09

10

11

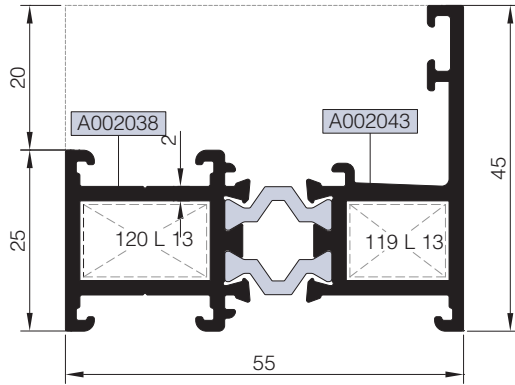
12

# KASA PROFİLLERİ FRAME PROFILES

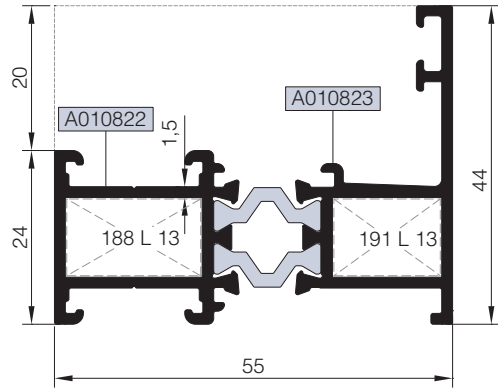
# RWT55

KOD / CODE	AĞIRLIK (kg/m) / WEIGHT	Jxx cm <sup>4</sup>	Jyy cm <sup>4</sup>	L m	
AT55F01	1,265	11,667	4,439	6	
AT55F02	1,620	15,074	12,818	6	
AT55F04	1,055	9,522	3,658	6	
AT55F07	1,477	12,985	11,255	6	

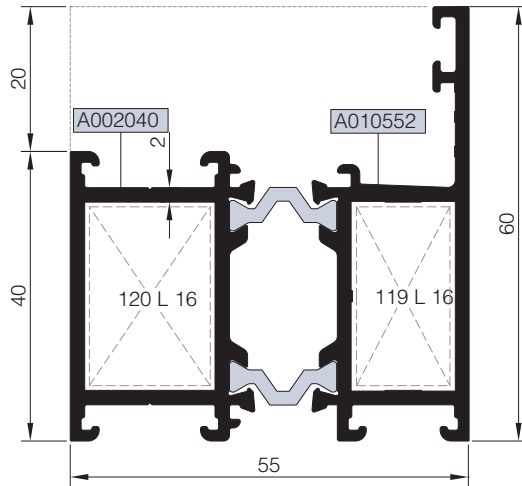
AT55F01



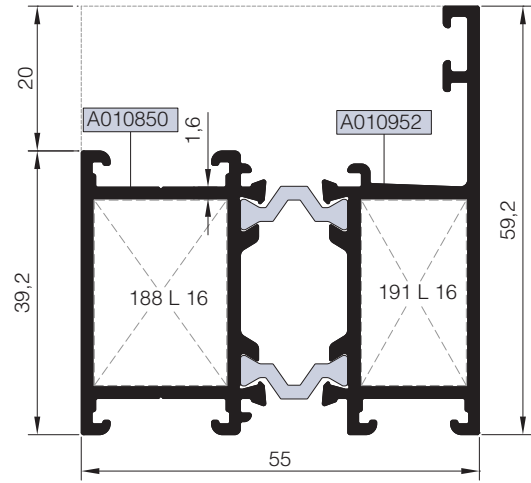
AT55F04



AT55F02



AT55F07



01

02

03

04

05

06

07

08

09

10

11

12

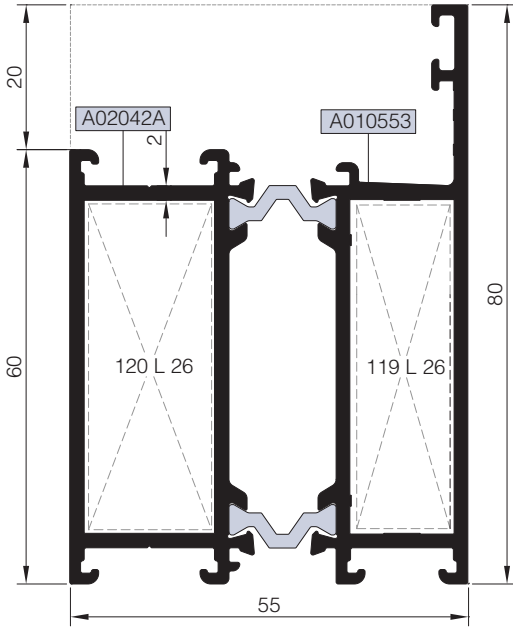
Nr		L m	KESİM ÖLÇÜSÜ CUTTING SIZE	AKS. KODU ACS. CODE
AT55F01	A002038	25 L 13 (A002058)	17,7 mm	120 L 13
	A002043	25 L 13 (A002058)	13,9 mm	119 L 13
AT55F02	A002040	25 L 16 (A002061)	17,7 mm	120 L 16
	A010552	25 L 16 (A002061)	13,9 mm	119 L 16
AT55F04	A010822	25 L 13 (A002058)	18,4 mm	188 L 13
	A010823	25 L 13 (A002058)	14,7 mm	191 L 13
AT55F07	A010850	25 L 16 (A002061)	18,4 mm	188 L 16
	A010952	25 L 16 (A002061)	14,7 mm	191 L 16

KASA PROFİLLERİ  
FRAME PROFILES

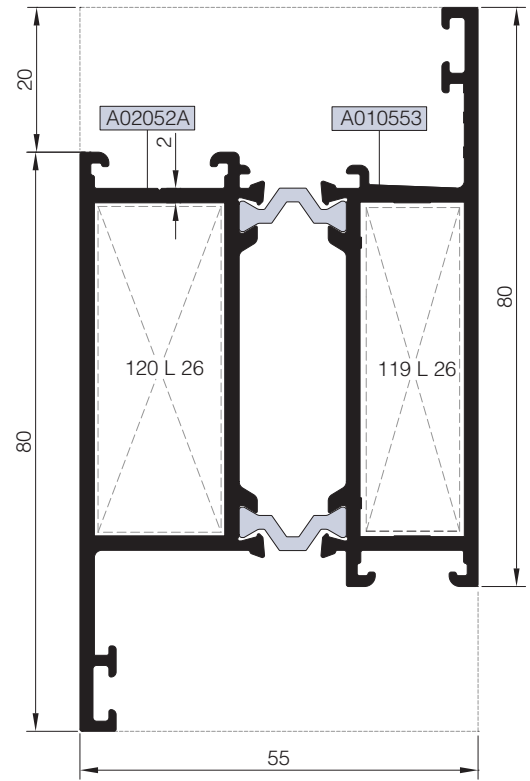
# RWT55

KOD / CODE	AĞIRLIK (kg/m) / WEIGHT	Jxx cm <sup>4</sup>	Jyy cm <sup>4</sup>	L m	
AT55F03	2,044	19,654	33,917	6	
AT55F11	2,140	22,308	41,902	6	

AT55F03



AT55F11



01

02

03

04

05

06

07



08

09

10

11

12

Nr		 L m	KESİM ÖLÇÜSÜ CUTTING SIZE	 AKS. KODU ACS. CODE
AT55F03	A02042A	25 L 26 (A010540)	17,7 mm	120 L 26
	A010553	25 L 26 (A010540)	13,9 mm	119 L 26
AT55F11	A02052A	25 L 26 (A010540)	17,7 mm	120 L 26
	A010553	25 L 26 (A010540)	13,9 mm	119 L 26

# KASA PROFİLLERİ FRAME PROFILES

# RWT55

KOD / CODE	AĞIRLIK (kg/m) / WEIGHT	Jxx cm <sup>4</sup>	Jyy cm <sup>4</sup>	L m	
AT55F05	1,930	20,731	38,034	6	
AT55F08	1,782	17,830	17,833	6	

01

02

03

04

05

06

07

08

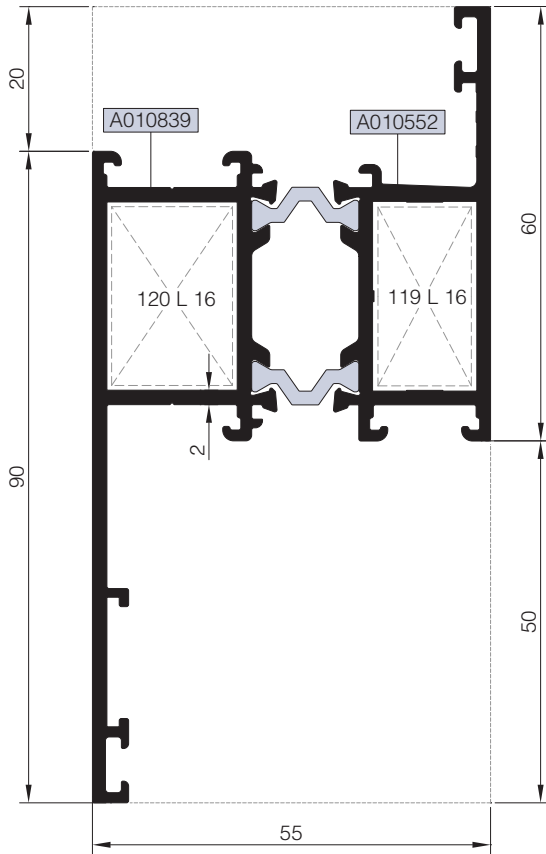
09

10

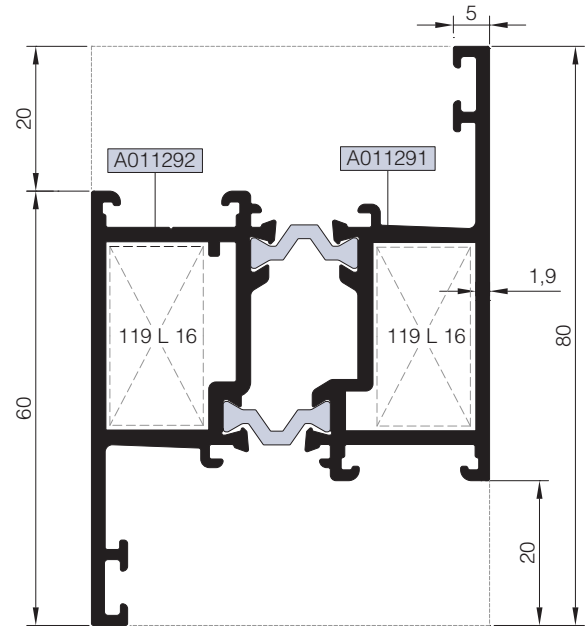
11

12

## AT55F05



## AT55F08



Nr		L m	KESİM ÖLÇÜSÜ CUTTING SIZE	AKS. KODU ACS. CODE
AT55F05	A010839	25 L 16 (A002061)	17,7 mm	120 L 16
	A010552	25 L 16 (A002061)	13,9 mm	119 L 16
AT55F08	A011292	25 L 16 (A002061)	13,9 mm	119 L 16
	A011291	25 L 16 (A002061)	13,9 mm	119 L 16

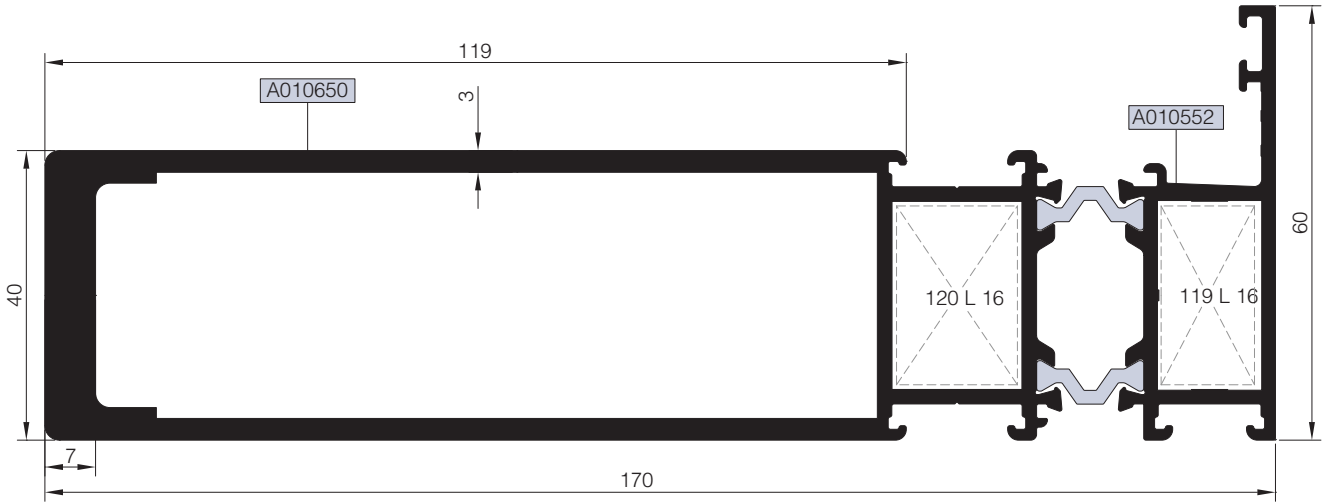


TAKVİYELİ KASA PROFİLLERİ  
FRAME PROFILES

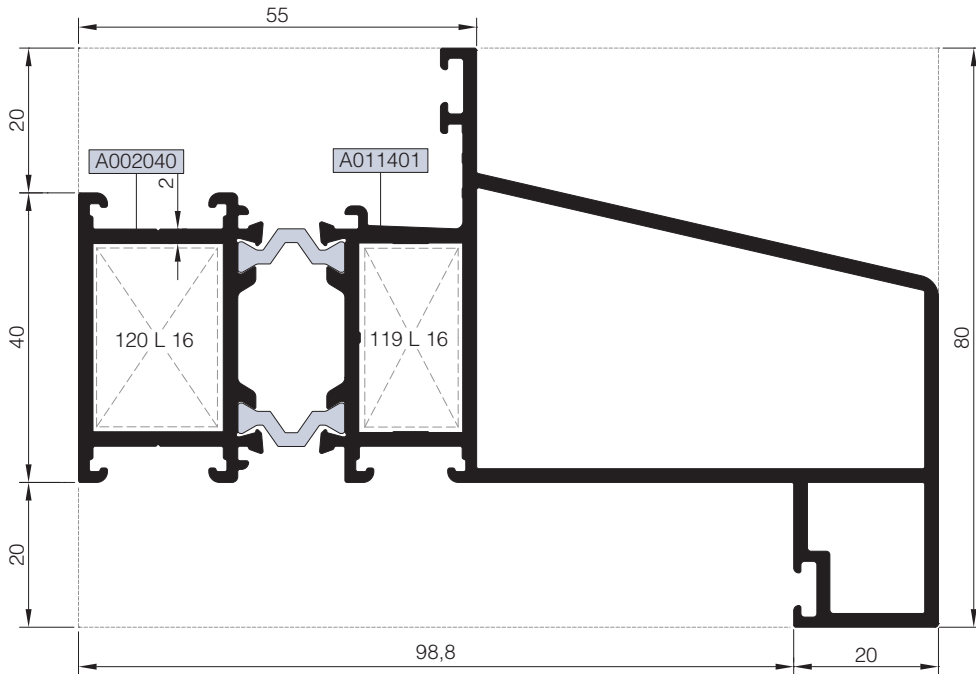
# RWT55

KOD / CODE	AĞIRLIK (kg/m) / WEIGHT	Jxx cm <sup>4</sup>	Jyy cm <sup>4</sup>	L m	
AT55F09	4,203	391,458	39,660	6	
AT55F10	2,712	104,511	32,079	6	

AT55F09



AT55F10



Nr		L m	KESİM ÖLÇÜSÜ CUTTING SIZE	AKS. KODU ACS. CODE
AT55F09	A010650	25 L 16 (A002061)	17,7 mm	120 L 16
	A010552	25 L 16 (A002061)	13,9 mm	119 L 16
AT55F10	A002040	25 L 16 (A002061)	17,7 mm	120 L 16
	A011401	25 L 16 (A002061)	13,9 mm	119 L 16

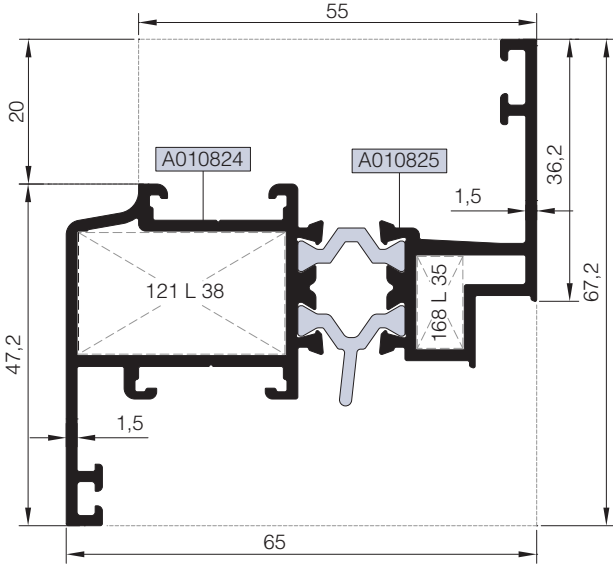
- 01
- 02
- 03
- 04
- 05
- 06
- 07
- 08
- 09
- 10
- 11
- 12

KANAT PROFİLLERİ  
VENT PROFILES

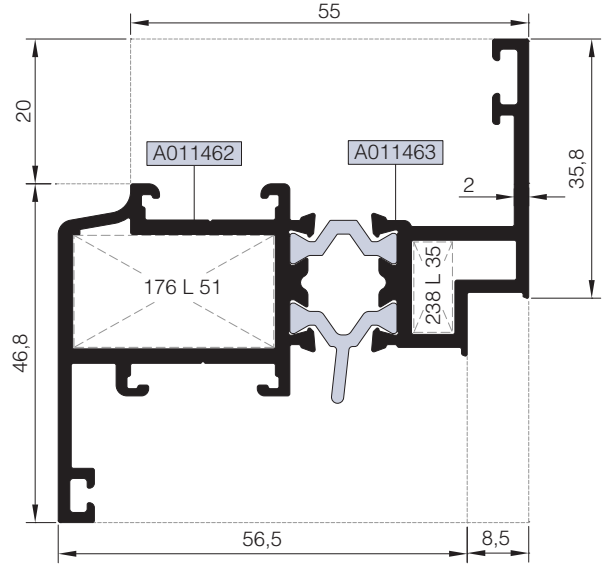
# RWT55

KOD / CODE	AĞIRLIK (kg/m) / WEIGHT	Jxx cm <sup>4</sup>	Jyy cm <sup>4</sup>	L m	
AT55V07	1,354	17,151	8,348	6	
AT55V21	1,523	19,729	8,724	6	
AT55V11	1,638	20,991	16,638	6	
AT55V05	1,740	22,856	17,994	6	

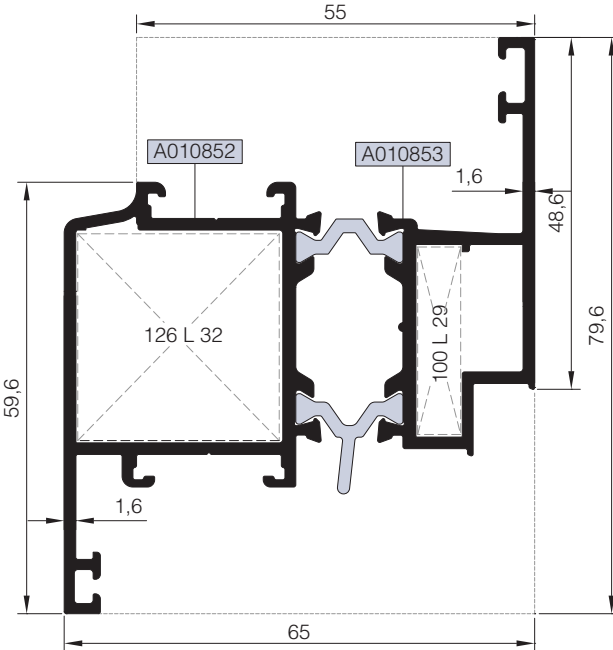
AT55V07



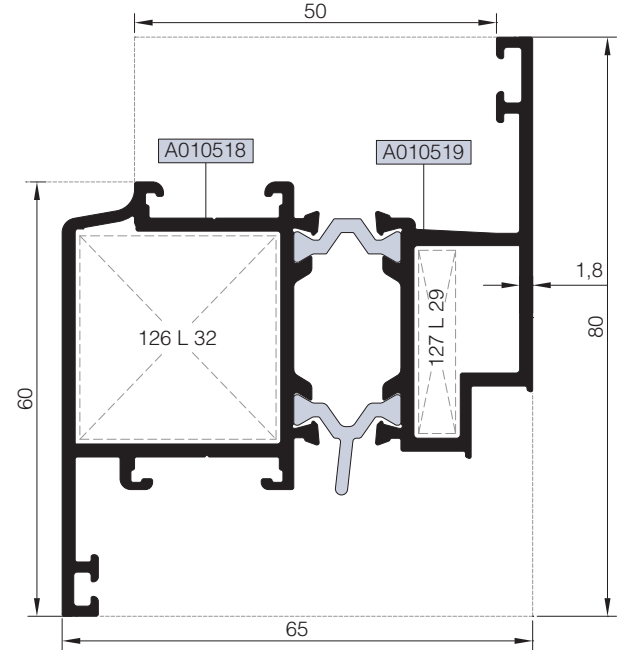
AT55V21



AT55V11



AT55V05

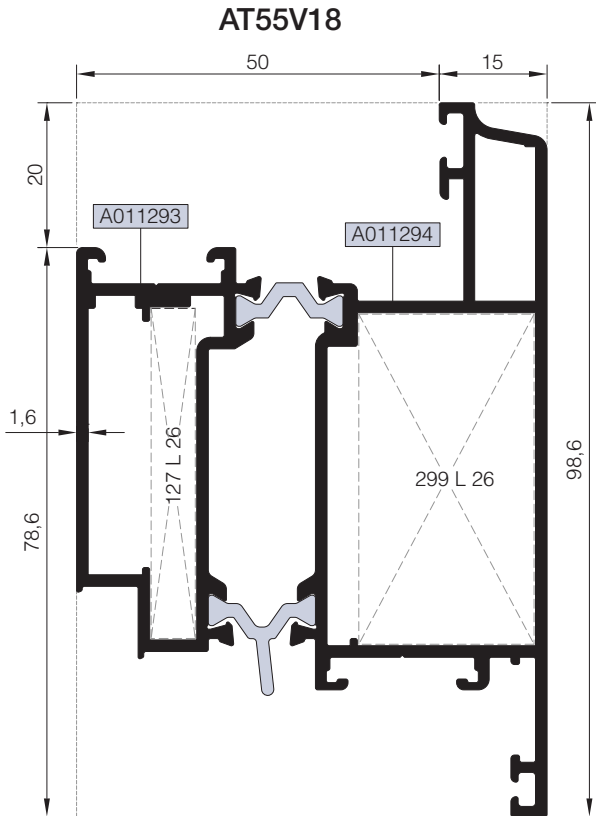
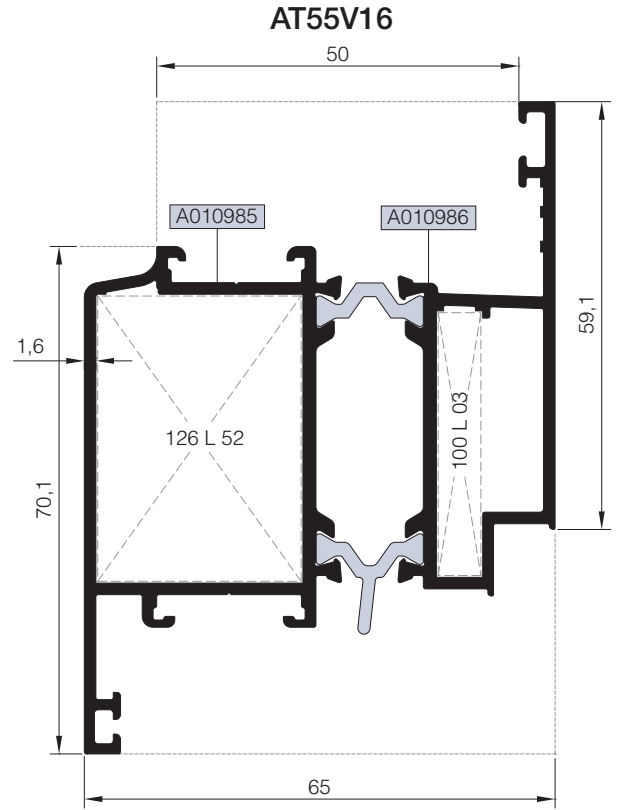
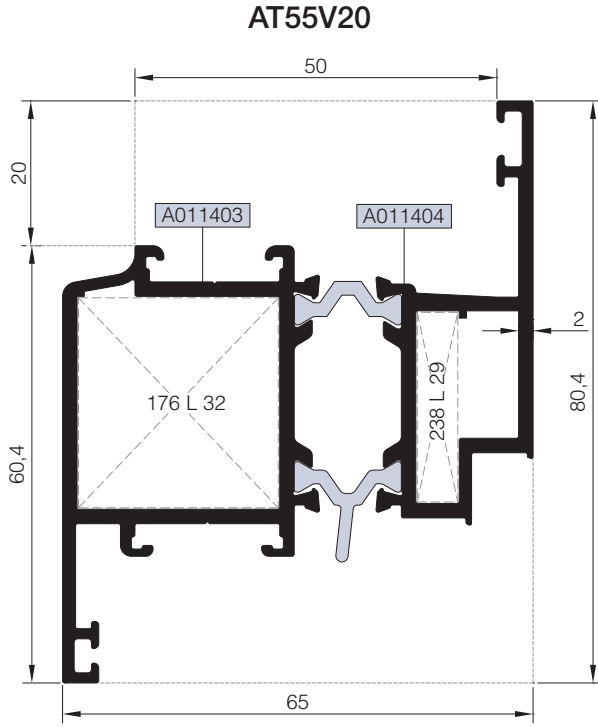


Nr		L m	KESİM ÖLÇÜSÜ CUTTING SIZE	AKS. KODU ACS. CODE
AT55V07	A010824	25 L 38 (A002074)	28,5 mm	121 L 38
	A010825	25 L 35 (A010076)	6,4 mm	168 L 35
AT55V11	A010852	25 L 32 (A002430)	28,1 mm	126 L 32
	A010853	25 L 29 (A010543)	6,0 mm	100 L 29
AT55V05	A010518	25 L 32 (A002430)	28,1 mm	126 L 32
	A010519	25 L 29 (A010543)	6,1 mm	127 L 29
AT55V21	A011462	25 L 51 (A010887)	27,5 mm	176 L 51
	A011463	25 L 35 (A010076)	5,5 mm	238 L 35

**KANAT PROFİLLERİ**  
**VENT PROFILES**

# RWT55

KOD / CODE	AĞIRLIK (kg/m) / WEIGHT	Jxx cm <sup>4</sup>	Jyy cm <sup>4</sup>	L m	
AT55V20	1,856	24,559	18,787	6	
AT55V16	1,837	23,975	26,867	6	
AT55V18	2,156	28,043	45,010	6	



Nr		L m	KESİM ÖLÇÜSÜ CUTTING SIZE	AKS. KODU ACS. CODE
AT55V20	A011403	25 L 32 (A002430)	27,5 mm	176 L 32
	A011404	25 L 29 (A010543)	5,5 mm	238 L 29
AT55V16	A010985	25 L 52 (A010888)	28,1 mm	126 L 52
	A010986	25 L 03 (A002021)	6,0 mm	100 L 03
AT55V18	A011293	25 L 26 (A010540)	6,1 mm	127 L 26
	A011294	25 L 26 (A010540)	24,2 mm	299 L 26

01

02

03

04

05

06

07

08

09

10

11

12

KANAT PROFİLLERİ  
VENT PROFILES

# RWT55

KOD / CODE	AĞIRLIK (kg/m) / WEIGHT	Jxx cm <sup>4</sup>	Jyy cm <sup>4</sup>	L m	
AT55V06	2,785	37,478	84,431	6	
AT55V19	2,564	34,487	78,784	6	

01

02

03

04

05

06

07

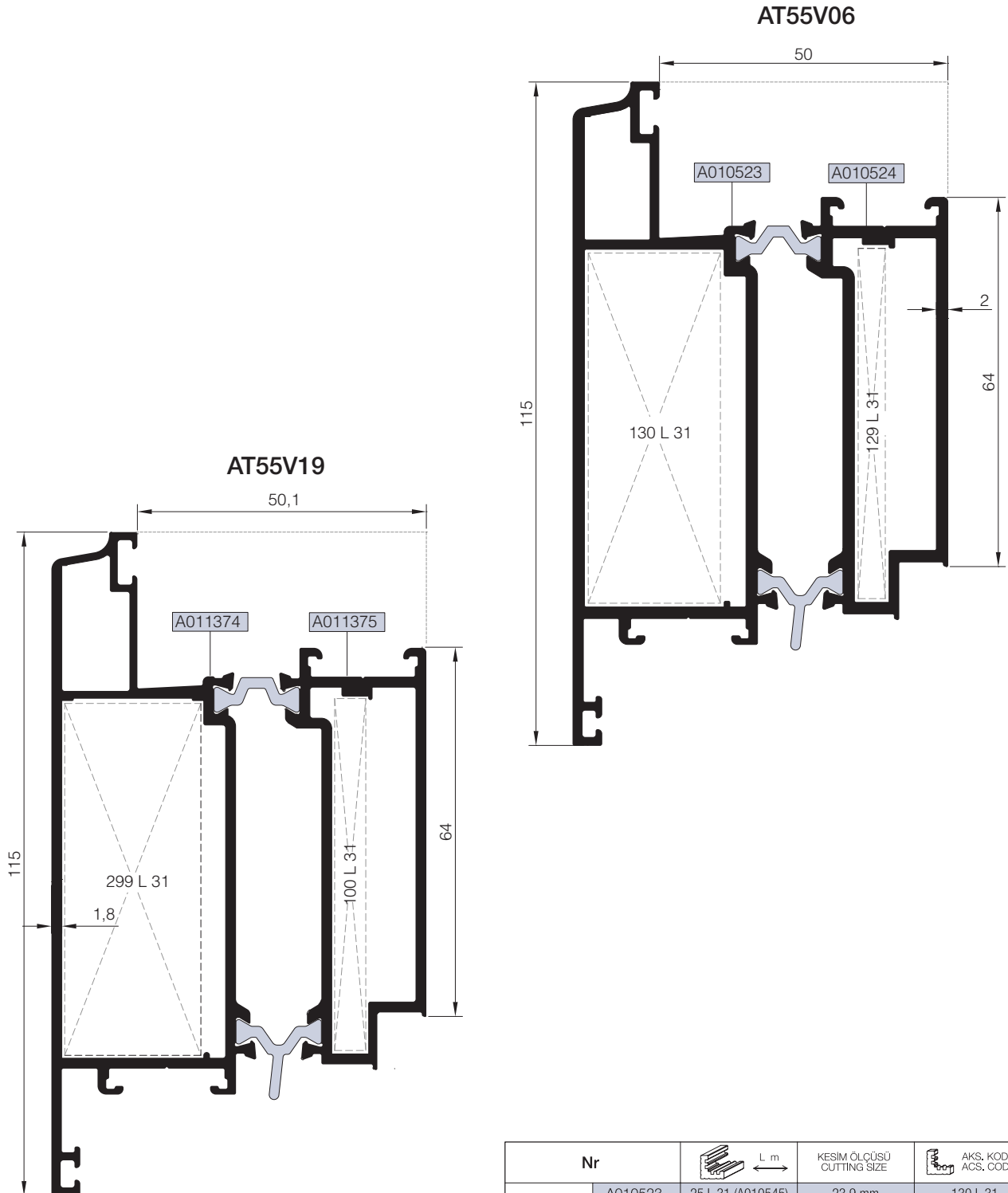
08

09

10

11

12

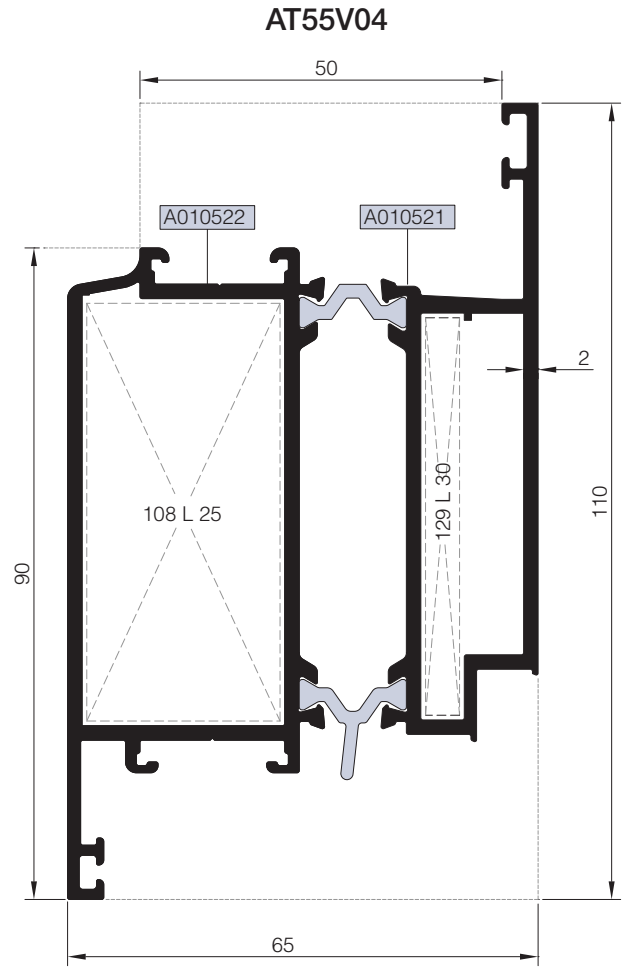
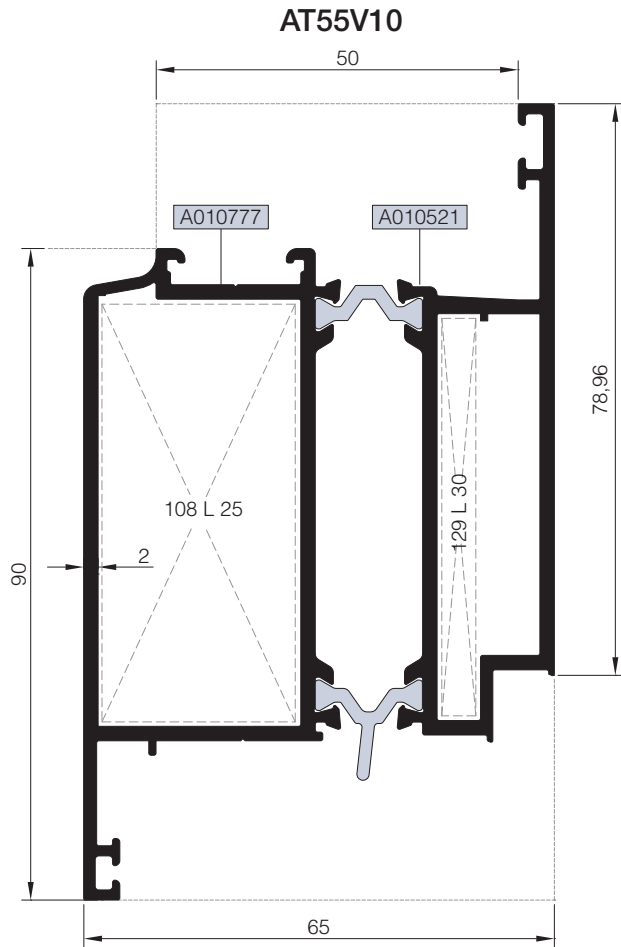




Nr		L m	KESİM ÖLÇÜSÜ CUTTING SIZE	AKS. KODU ACS. CODE
AT55V06	A010523	25 L 31 (A010545)	23,9 mm	130 L 31
	A010524	25 L 31 (A010545)	5,7 mm	129 L 31
AT55V19	A011375	25 L 31 (A010545)	6,0 mm	100 L 31
	A011374	25 L 31 (A010545)	24,2 mm	299 L 31

**KANAT PROFİLLERİ**  
**VENT PROFILES**

# RWT55

KOD / CODE	AĞIRLIK (kg/m) / WEIGHT	Jxx cm <sup>4</sup>	Jyy cm <sup>4</sup>	L m	
AT55V04	2,499	34,071	62,509	6	
AT55V10	2,445	33,708	60,124	6	



Nr		 L m	KESİM ÖLÇÜSÜ CUTTING SIZE	 AKS. KODU ACS. CODE
AT55V04	A010522	25 L 25 (A010539)	27,7 mm	108 L 25
	A010521	25 L 30 (A010544)	5,7 mm	129 L 30
AT55V10	A010777	25 L 25 (A010539)	27,7 mm	108 L 25
	A010521	25 L 30 (A010544)	5,7 mm	129 L 30

01

02

03

04

05

06

07

08

09

10

11

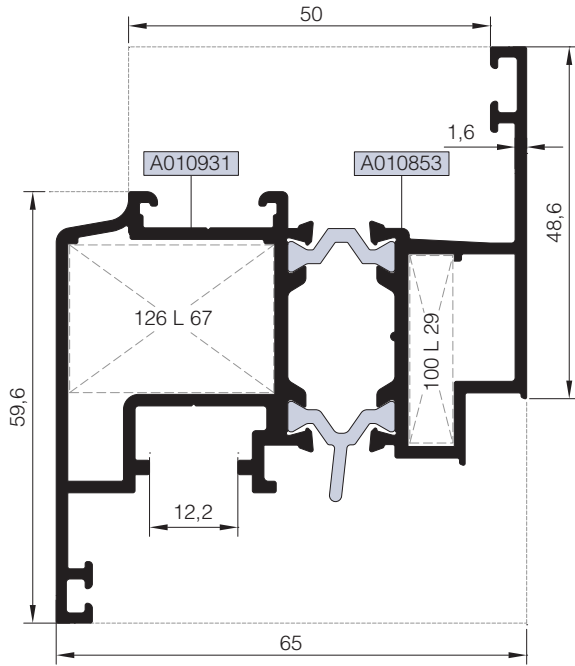
12

KANAT VE ADAPTÖR PROFİLLERİ (PVC AKSESUAR UYGUN - 9 AKS)  
VENT AND ADAPTER PROFILES (FOR PVC ACCESSORY - 9 AXLE)

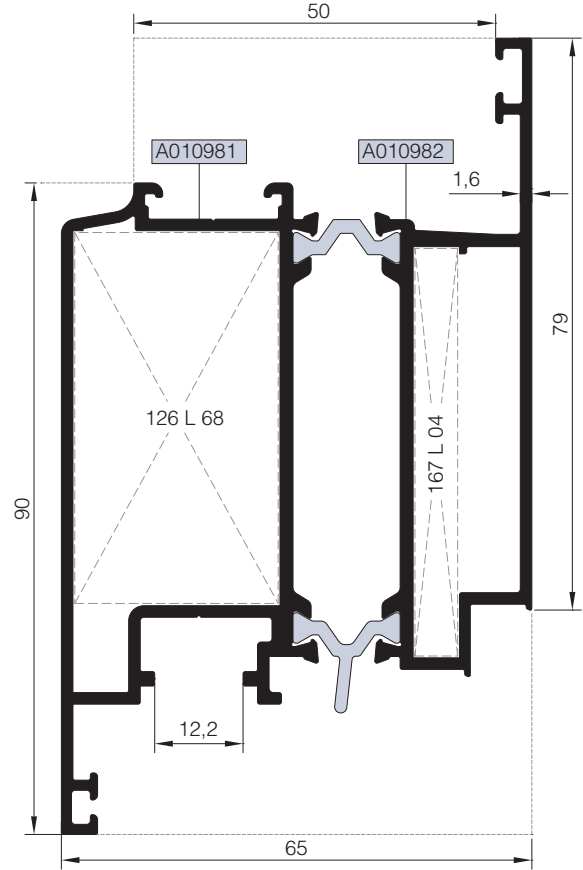
# RWT55

KOD / CODE	AĞIRLIK (kg/m) / WEIGHT	Jxx cm <sup>4</sup>	Jyy cm <sup>4</sup>	L m	
AT55V13	1,704	21,486	16,364	6	
AT55V14	2,267	29,780	56,615	6	
AT55V15	2,509	31,777	71,818	6	
AT55A22	1,246	----	----	6	

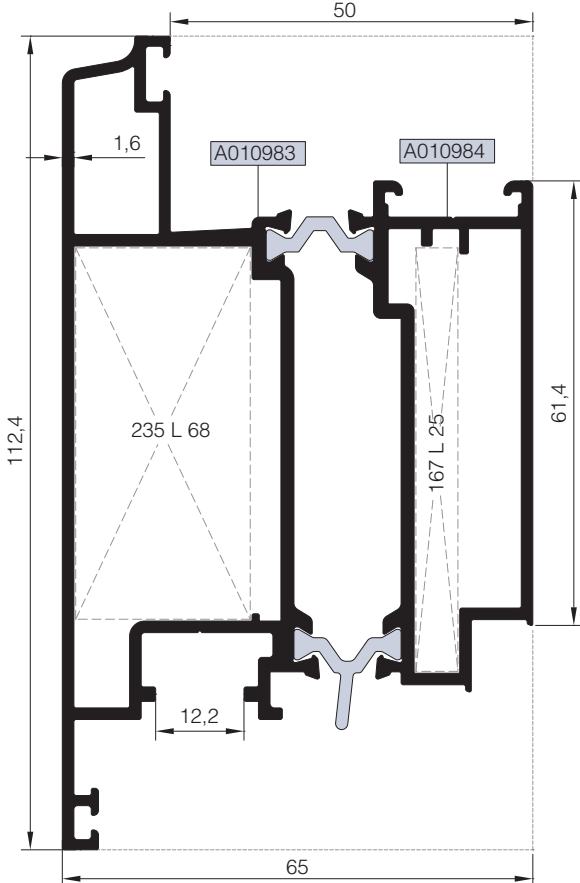
AT55V13



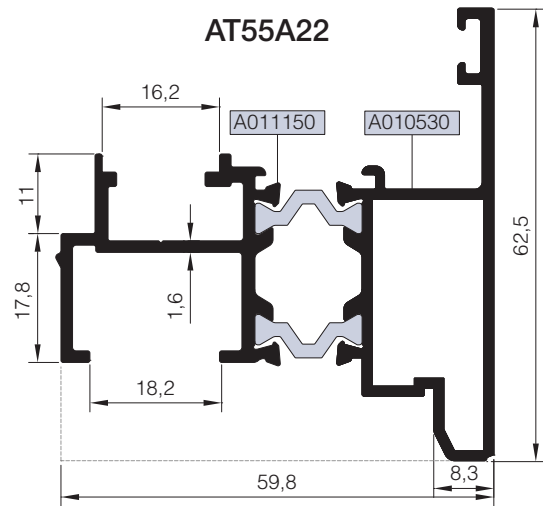
AT55V14



AT55V15



AT55A22



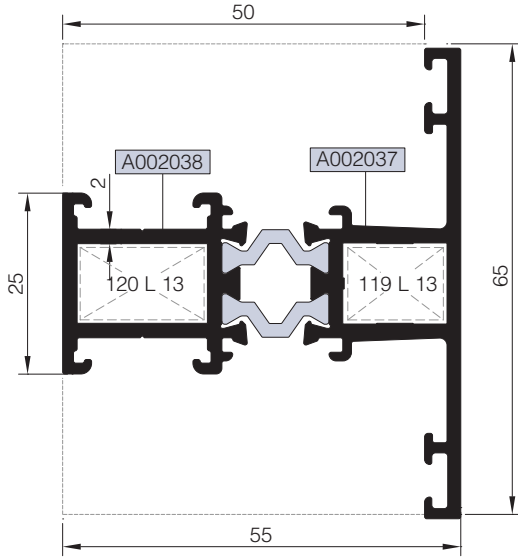
Nr		L m	KESİM ÖLÇÜSÜ CUTTING SIZE	AKS. KODU ACS. CODE
AT55V13	A010931	25 L 67 (A011006)	28,1 mm	126 L 67
	A010853	25 L 29 (A010543)	6,0 mm	100 L 29
AT55V14	A010981	25 L 68 (A011005)	28,1 mm	126 L 68
	A010982	25 L 04 (A002211)	5,8 mm	167 L 04
AT55V15	A010984	25 L 25 (A010539)	5,8 mm	167 L 25
	A010983	25 L 68 (A011005)	24,3 mm	235 L 68

ORTA KAYIT PROFİLLERİ  
MULLION PROFILES

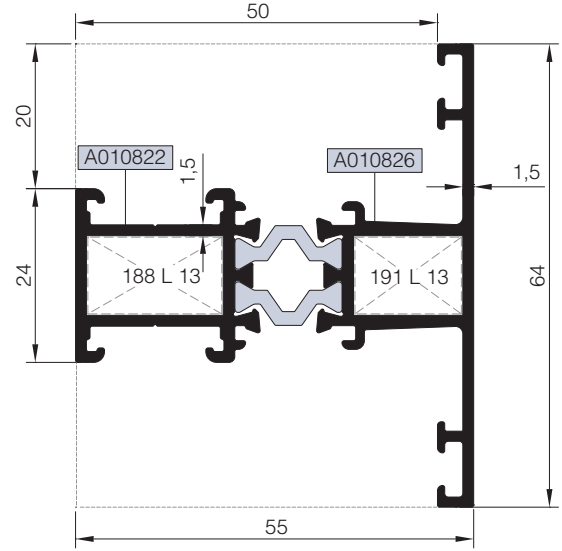
# RWT55

KOD / CODE	AĞIRLIK (kg/m) / WEIGHT	Jxx cm <sup>4</sup>	Jyy cm <sup>4</sup>	L m	
AT55M01	1,406	13,331	7,759	6	
AT55M12	1,193	11,096	6,573	6	
AT55M09	1,837	18,021	18,387	6	

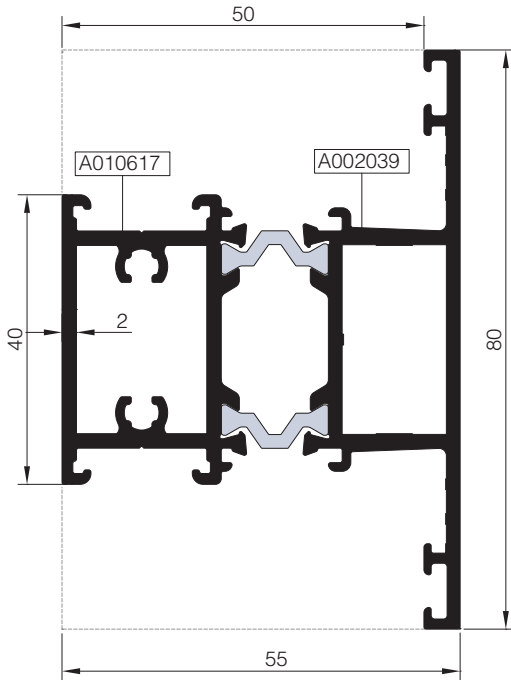
AT55M01



AT55M12



AT55M09



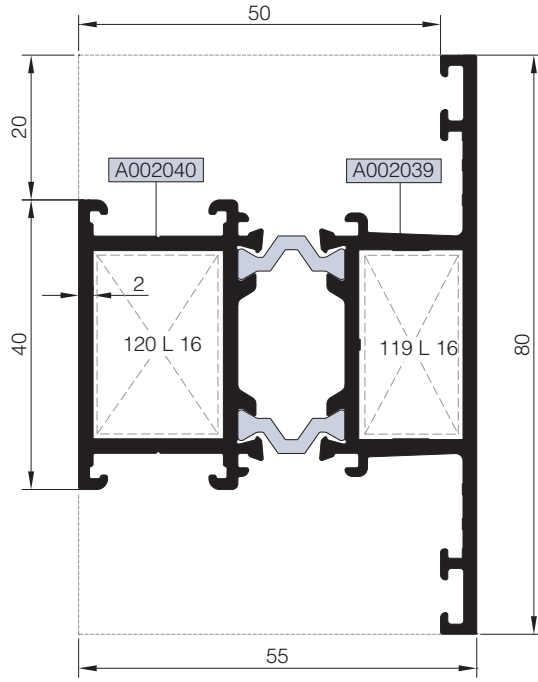
Nr		L m	KESİM ÖLÇÜSÜ CUTTING SIZE	AKS. KODU ACS. CODE
AT55M01 (Kasa ve orta kayıt içinde kullanılırsa)	A002037	25 J 40 (A011871)	10,5 mm	102 J 40
	A002038	25 J 04 (A010567)	10,5 mm	102 J 04
AT55M01 (Dışa açılım kanatlar içinde kullanılırsa)	A002037	25 J 40 (A011871)	10,5 mm	102 J 40
	A002038	25 J 04 (A010567)	10,5 mm	102 J 04
AT55M01 (İçe açılım kanatlar içinde kullanılırsa)	A002037	25 J 40 (A011871)	10,5 mm	102 J 40
	A002038	25 J 04 (A010567)	10,5 mm	102 J 04
AT55M12 (Kasa ve orta kayıt içinde kullanılırsa)	A010822	25 J 04 (A010567)	10,7 mm	103 J 04
	A010826	25 J 40 (A011871)	10,7 mm	103 J 40
Nr		L m	KESİM ÖLÇÜSÜ CUTTING SIZE	AKS. KODU ACS. CODE
AT55M01	A002037	25 L 13 (A002058)	13,9 mm	119 L 13
	A002038	25 L 13 (A002058)	17,7 mm	120 L 13
AT55M12	A010822	25 L 13 (A002058)	18,4 mm	188 L 13
	A010826	25 L 13 (A002058)	14,7 mm	191 L 13

ORTA KAYIT PROFİLLERİ  
MULLION PROFILES

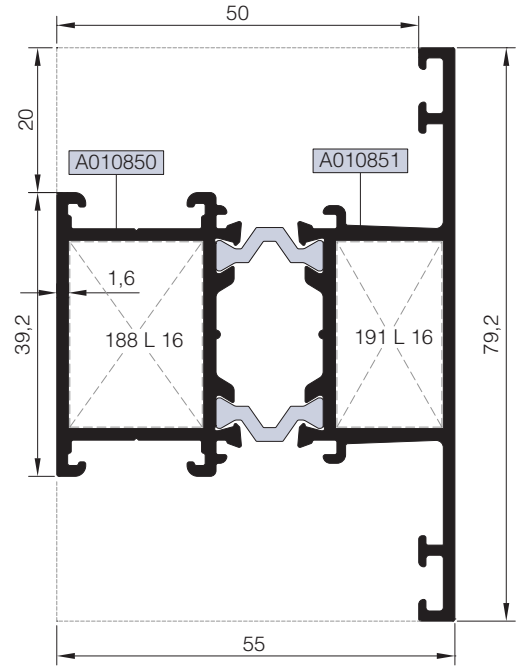
# RWT55

KOD / CODE	AĞIRLIK (kg/m) / WEIGHT	Jxx cm <sup>4</sup>	Jyy cm <sup>4</sup>	L m	
AT55M02	1,743	16,942	17,981	6	
AT55M13	1,564	14,558	15,883	6	
AT55M03	2,201	21,910	43,010	6	

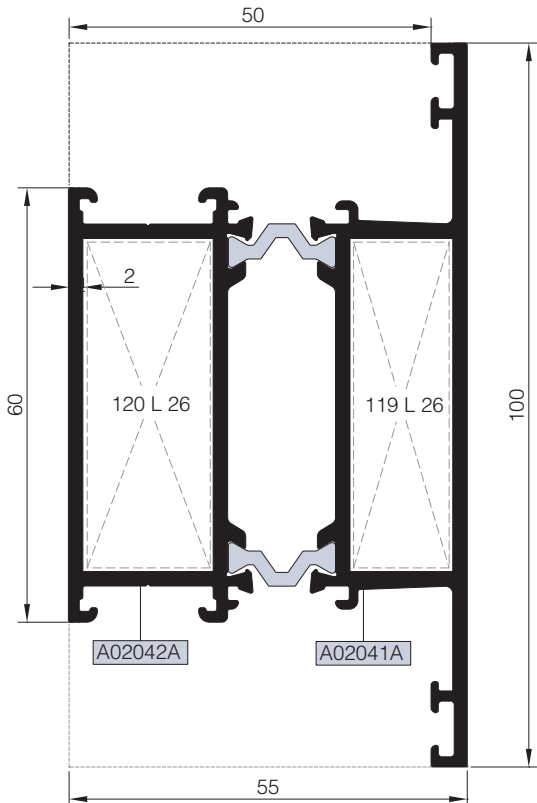
AT55M02



AT55M13



AT55M03



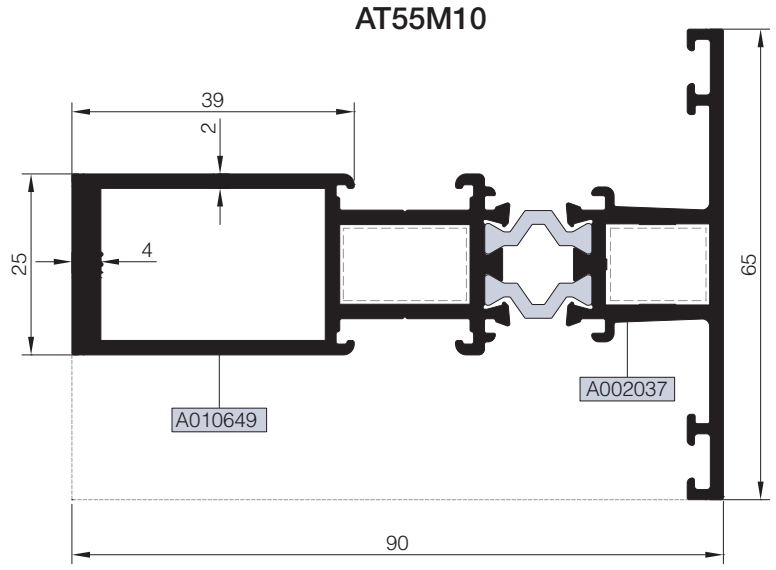

Nr		L m	KESİM ÖLÇÜSÜ CUTTING SIZE	AKS. KODU ACS. CODE
AT55M02	A002039	25 J 40 (A011871)	25,5 mm	135 J 40
	A002040	25 J 04 (A010567)	25,5 mm	135 J 04
AT55M02	A002039	25 J 40 (A011871)	25,5 mm	135 J 40
	A002040	25 J 04 (A010567)	25,5 mm	135 J 04
AT55M02	A002039	25 J 40 (A011871)	25,5 mm	135 J 40
	A002040	25 J 04 (A010567)	25,5 mm	135 J 04
AT55M03	A02041A	25 J 40 (A011871)	45,5 mm	136 J 40
	A02042A	25 J 04 (A010567)	45,5 mm	136 J 04
AT55M03	A02041A	25 J 40 (A011871)	45,5 mm	136 J 40
	A02042A	25 J 04 (A010567)	45,5 mm	136 J 04
AT55M03	A02041A	25 J 40 (A011871)	45,5 mm	136 J 40
	A02042A	25 J 04 (A010567)	45,5 mm	136 J 04
AT55M13	A010851	25 J 40 (A011871)	25,5 mm	135 J 40
	A010850	25 J 04 (A010567)	25,5 mm	135 J 04
AT55M13	A010851	25 J 40 (A011871)	25,5 mm	135 J 40
	A010850	25 J 04 (A010567)	25,5 mm	135 J 04
Nr		L m	KESİM ÖLÇÜSÜ CUTTING SIZE	AKS. KODU ACS. CODE
AT55M02	A002039	25 L 16 (A002061)	13,9 mm	119 L 16
	A002040	25 L 16 (A002061)	17,7 mm	120 L 16
AT55M13	A010850	25 L 16 (A002061)	18,4 mm	188 L 16
	A010851	25 L 16 (A002061)	14,7 mm	191 L 16
AT55M03	A02041A	25 L 26 (A010540)	13,9 mm	119 L 26
	A02042A	25 L 26 (A010540)	17,7 mm	120 L 26



ORTA KAYIT PROFİLLERİ  
MULLION PROFILES

# RWT55

KOD / CODE	AĞIRLIK (kg/m) / WEIGHT	Jxx cm <sup>4</sup>	Jyy cm <sup>4</sup>	L m	
AT55M04	2,958	30,175	126,088	6	
AT55M10	2,013	51,513	9,925	6	



01

02

03

04

05

06

07



08

09

10

11

12

Nr		 L m	KESİM ÖLÇÜSÜ CUTTING SIZE	 AKS. KODU ACS. CODE
<b>AT55M04</b> (Kasa ve orta kayıt içinde kullanılır)	A010525	25 J 40 (A011871)	80,5 mm	137 J 40
	A010526	25 J 04 (A010567)	80,5 mm	137 J 04
<b>AT55M04</b> (Diğer açılım kanatlar içinde kullanılır)	A010525	25 J 40 (A011871)	80,5 mm	137 J 40
	A010526	25 J 04 (A010567)	80,5 mm	137 J 04
<b>AT55M04</b> (İçe açılım kanatlar içinde kullanılır)	A010525	25 J 40 (A011871)	80,5 mm	137 J 40
	A010526	25 J 04 (A010567)	80,5 mm	137 J 04
<b>AT55M10</b> (Kasa ve orta kayıt içinde kullanılır)	A002037	25 J 40 (A011871)	10,5 mm	102 J 40
	A010649	25 J 04 (A010567)	10,5 mm	102 J 04

TAKVİYELİ ORTA KAYIT PROFİLLERİ  
MULLION PROFILES

# RWT55

KOD / CODE	AĞIRLIK (kg/m) / WEIGHT	Jxx cm <sup>4</sup>	Jyy cm <sup>4</sup>	L m	
AT55M05	2,407	101,039	24,140	6	
AT55M18	2,469	76,583	29,330	6	

01

02

03

04

05

06

07

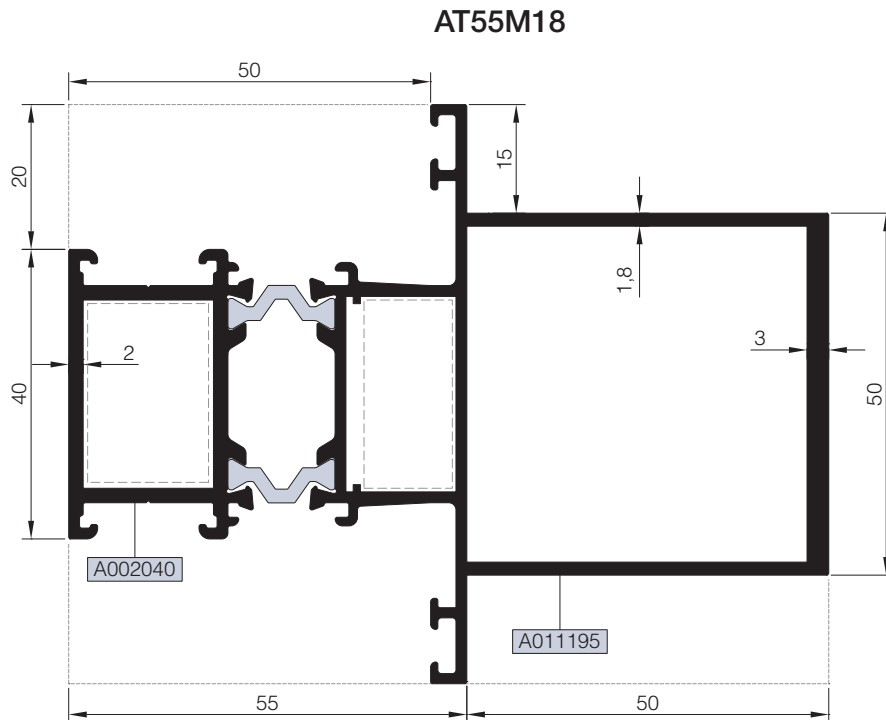
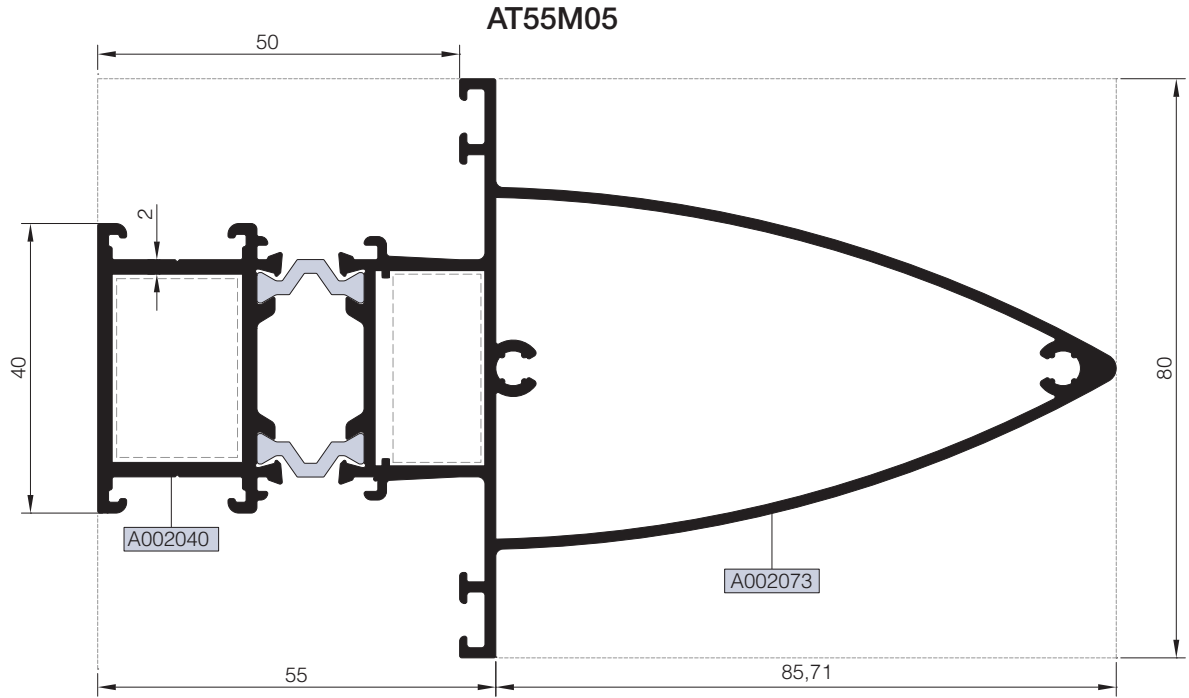
08

09

10

11

12



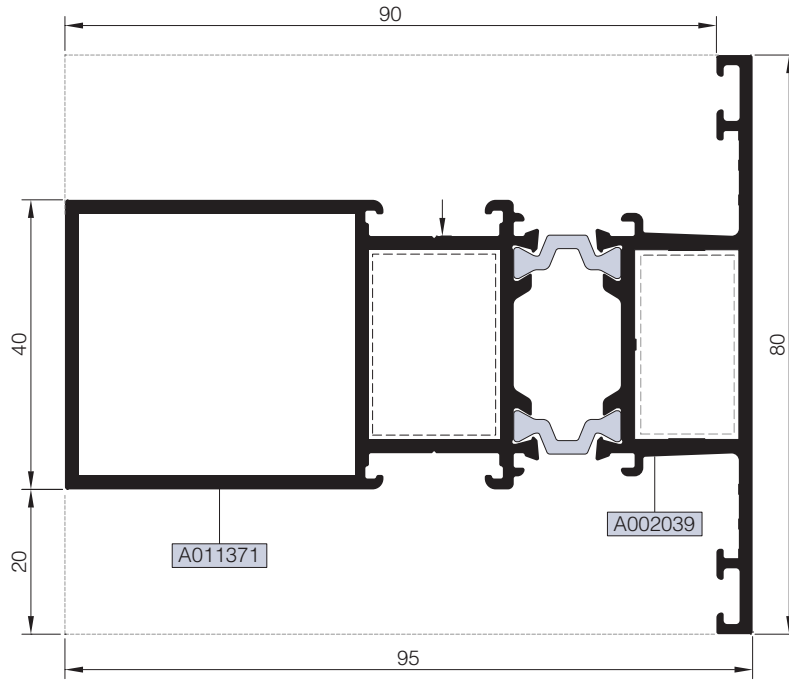
Nr		L m	KESİM ÖLÇÜSÜ CUTTING SIZE	AKS. KODU ACS. CODE
<b>AT55M05</b> (Kasa ve orta kayıt içinde kullanılırsa)	A002073	25 J 40 (A011871)	25,5 mm	135 J 40
	A002040	25 J 04 (A010567)	25,5 mm	135 J 04
<b>AT55M18</b> (Kasa ve orta kayıt içinde kullanılırsa)	A011195	25 J 40 (A011871)	25,5 mm	135 J 40
	A002040	25 J 04 (A010567)	25,5 mm	135 J 04

TAKVİYELİ ORTA KAYIT PROFİLLERİ  
MULLION PROFILES

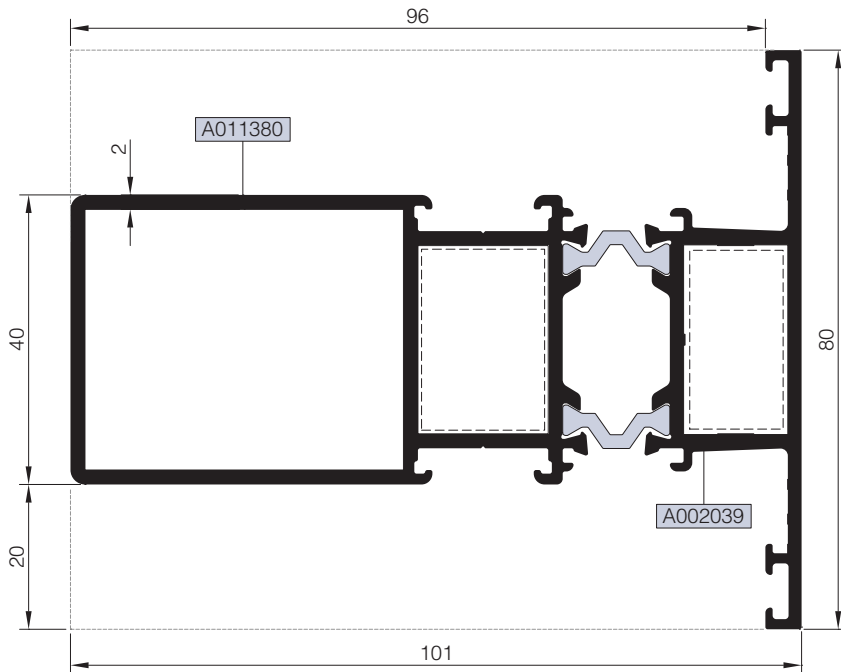
# RWT55

KOD / CODE	AĞIRLIK (kg/m) / WEIGHT	Jxx cm <sup>4</sup>	Jyy cm <sup>4</sup>	L m	
AT55M20	2,371	61,872	24,511	6	
AT55M22	2,432	71,144	25,314	6	

AT55M20



AT55M22



Nr		L m	KESİM ÖLÇÜSÜ CUTTING SIZE	
AT55M20 (Kasa ve orta kayıt içinde kullanırsa)	A011371	25 J 04 (A010567)	25,5 mm	135 J 04
	A002039	25 J 40 (A011871)	25,5 mm	135 J 40
AT55M22 (Kasa ve orta kayıt içinde kullanırsa)	A011380	25 J 04 (A010567)	25,5 mm	135 J 04
	A002039	25 J 40 (A011871)	25,5 mm	135 J 40

01

02

03

04

05

06

07

08

09

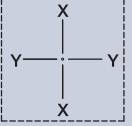
10

11

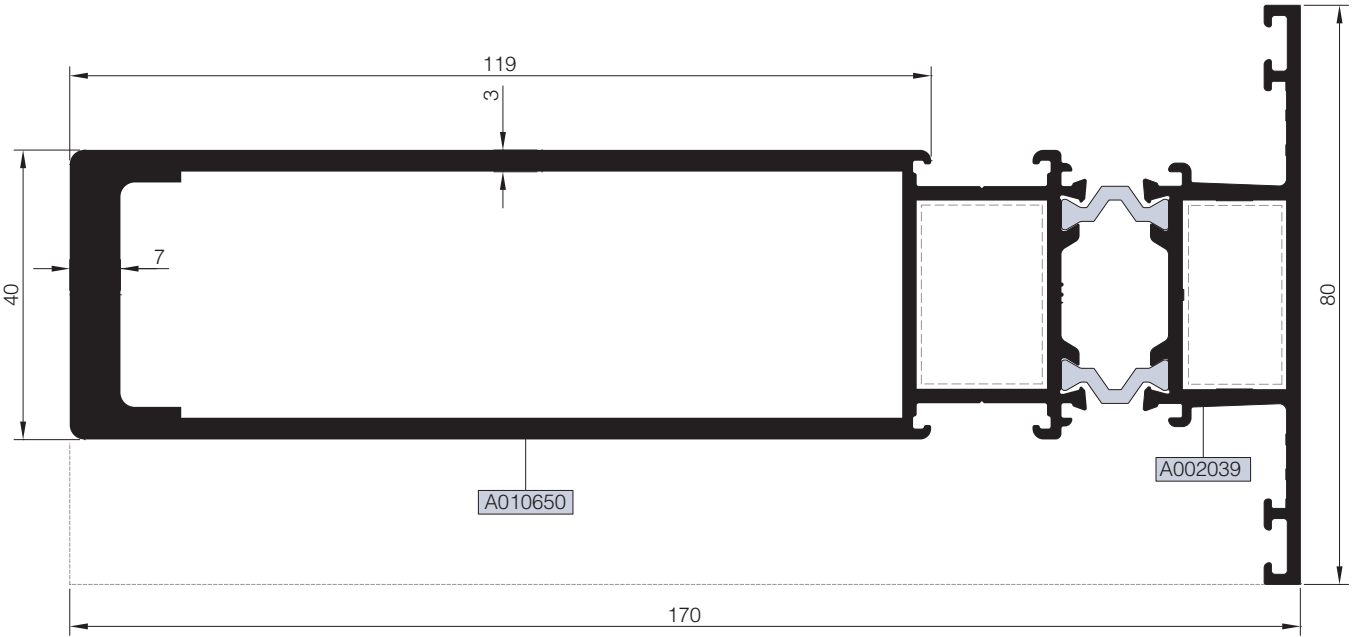
12

TAKVİYELİ ORTA KAYIT PROFİLLERİ  
MULLION PROFILES

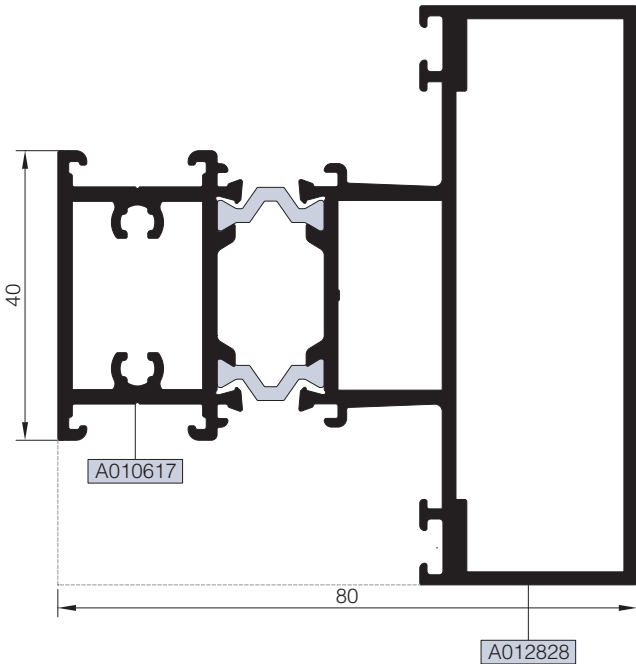
# RWT55

KOD / CODE	AĞIRLIK (kg/m) / WEIGHT	Jxx cm <sup>4</sup>	Jyy cm <sup>4</sup>	L m	
AT55M11	4,326	417,388	44,590	6	
AT55M26	2,529	43,466	41,914	6	

AT55M11



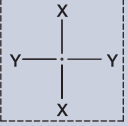
AT55M26

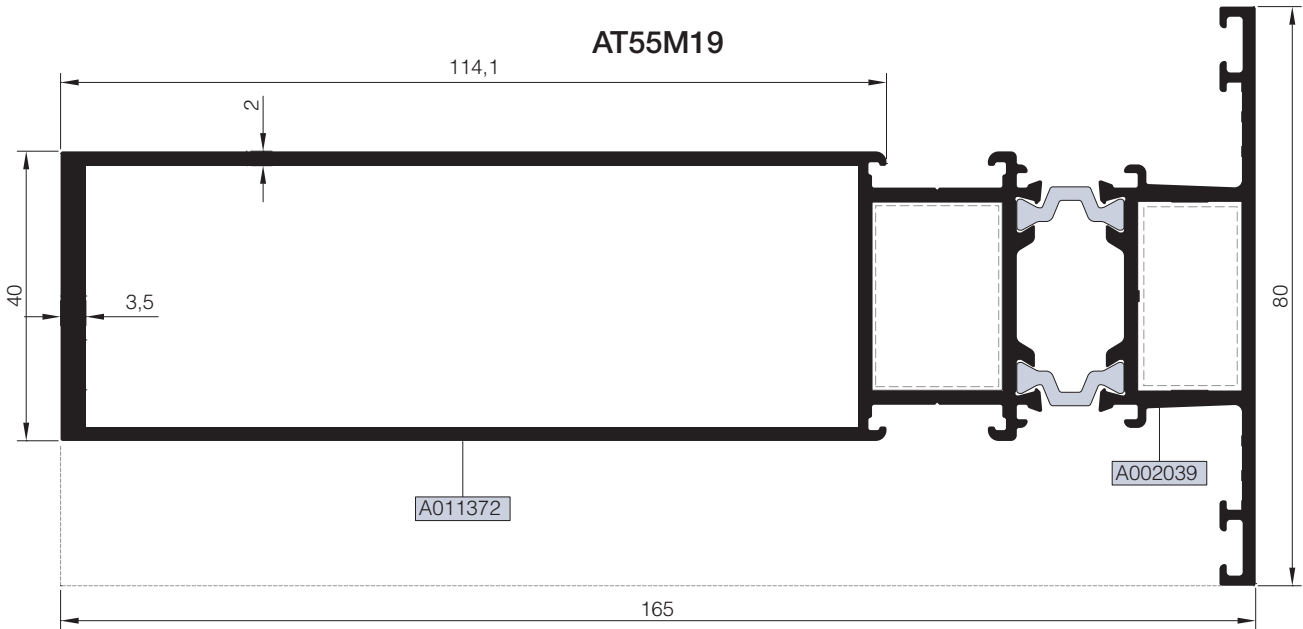
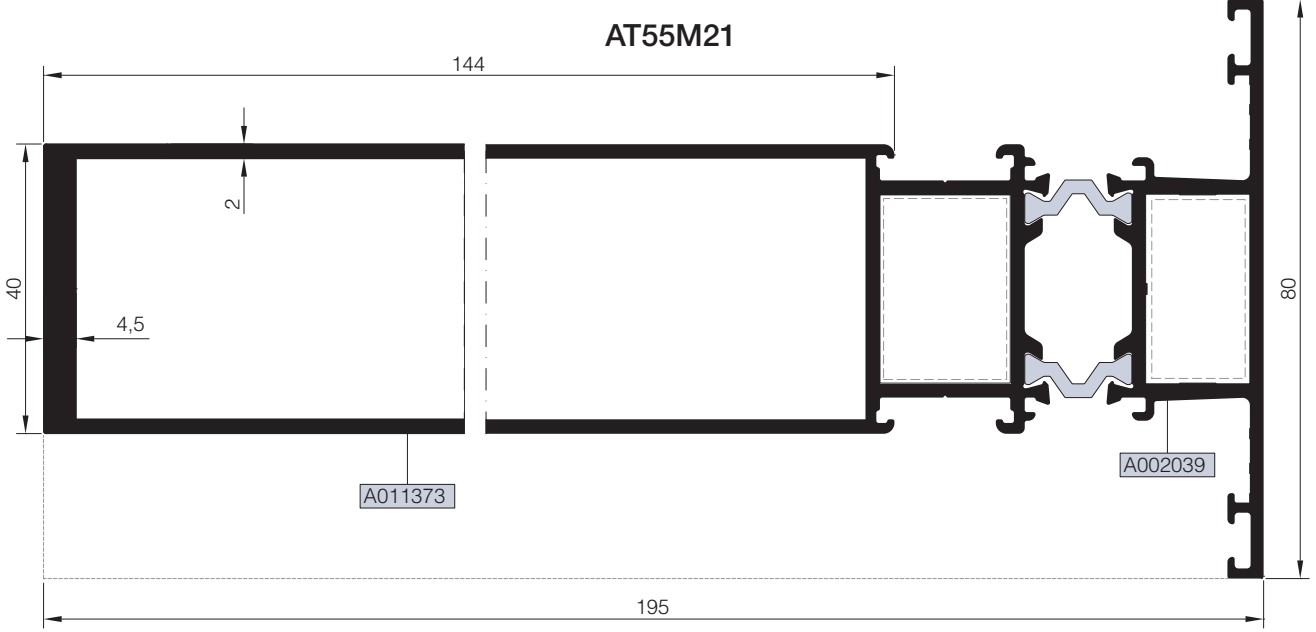


Nr		L m	KESİM ÖLÇÜSÜ CUTTING SIZE	AKS. KODU ACS. CODE
AT55M11 (Kasa ve orta kayıt içinde kullanılır)	A002039	25 J 40 (A011871)	25,5 mm	135 J 40
	A010650	25 J 04 (A010567)	25,5 mm	135 J 04

TAKVİYELİ ORTA KAYIT PROFİLLERİ  
MULLION PROFILES

# RWT55

KOD / CODE	AĞIRLIK (kg/m) / WEIGHT	Jxx cm <sup>4</sup>	Jyy cm <sup>4</sup>	L m	
AT55M21	3,699	468,826	39,936	6	
AT55M19	3,278	286,092	35,226	6	



01

02

03

04

05

06

07



08

09

10

11

12

Nr		 L m	KESİM ÖLÇÜSÜ CUTTING SIZE	 AKS. KODU ACS. CODE
<b>AT55M21</b> (Kasa ve orta kayıt içinde kullanırsa)	A011373	25 J 04 (A010567)	25,5 mm	135 J 04
	A002039	25 J 40 (A011871)	25,5 mm	135 J 40
<b>AT55M19</b> (Kasa ve orta kayıt içinde kullanırsa)	A011372	25 J 04 (A010567)	25,5 mm	135 J 04
	A002039	25 J 40 (A011871)	25,5 mm	135 J 40

TAKVİYELİ ORTA KAYIT PROFİLLERİ  
MULLION PROFILES

# RWT55

KOD / CODE	AĞIRLIK (kg/m) / WEIGHT	Jxx cm <sup>4</sup>	Jyy cm <sup>4</sup>	L m	
AT55M23	3,082	233,224	33,986	6	
AT55M28	3,873	433,947	43,076	6	

01

02

03

04

05

06

07

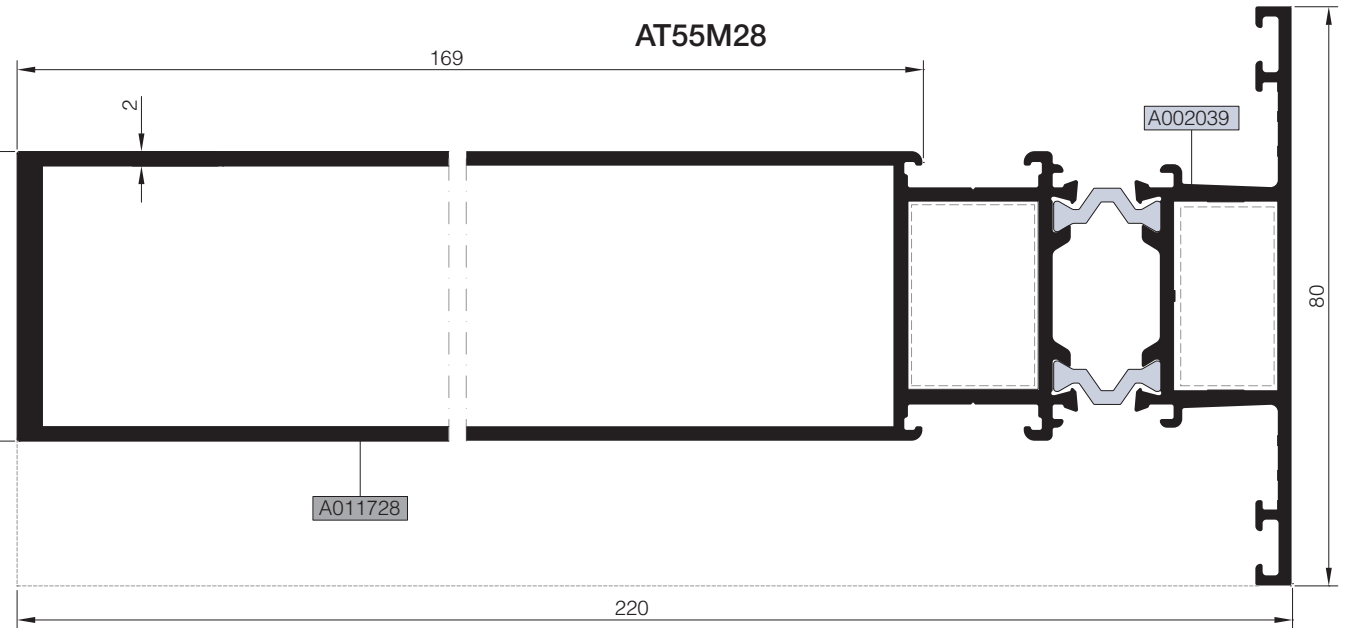
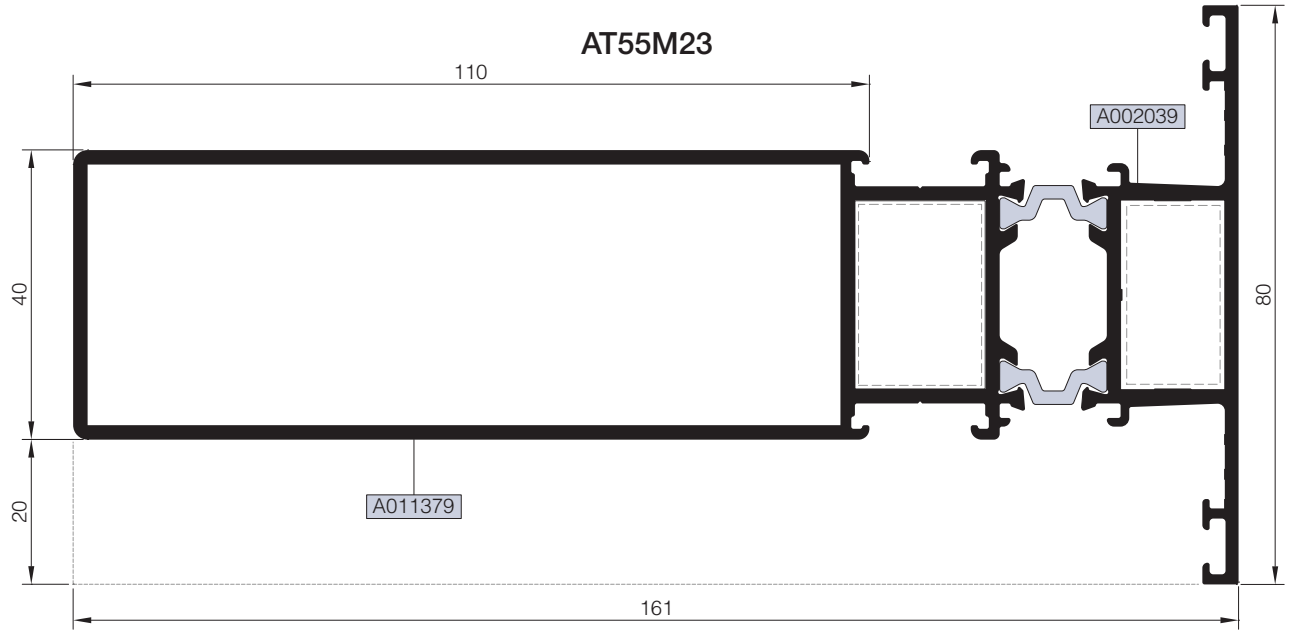
08

09

10

11

12



Nr		L m	KESİM ÖLÇÜSÜ CUTTING SIZE	AKS. KODU ACS. CODE
AT55M23 (Kasa ve orta kayıt içinde kullanırsa)	A011379	25 J 04 (A010567)	25,5 mm	135 J 04
	A002039	25 J 40 (A011871)	25,5 mm	135 J 40
AT55M28 (Kasa ve orta kayıt içinde kullanırsa)	A011728	25 J 04 (A010567)	25,5 mm	135 J 04
	A002039	25 J 40 (A011871)	25,5 mm	135 J 40

ETEK PROFİLLERİ  
KICK PLATE PROFILES

# RWT55

KOD / CODE	AĞIRLIK (kg/m) / WEIGHT	Jxx cm4	Jyy cm4	L m	
AT55K01	2,297	----	----	6	
AT55K04	1,045	----	----	6	
T64 A 19	0,381	----	----	6	

01

02

03

04

05

06

07

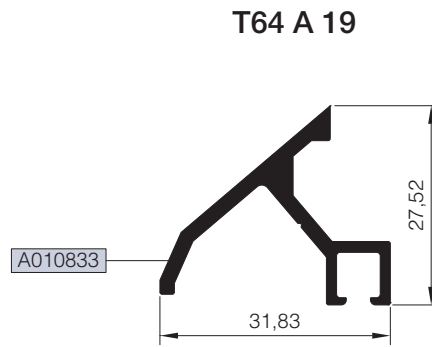
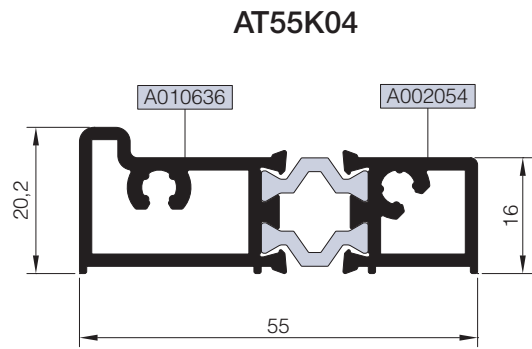
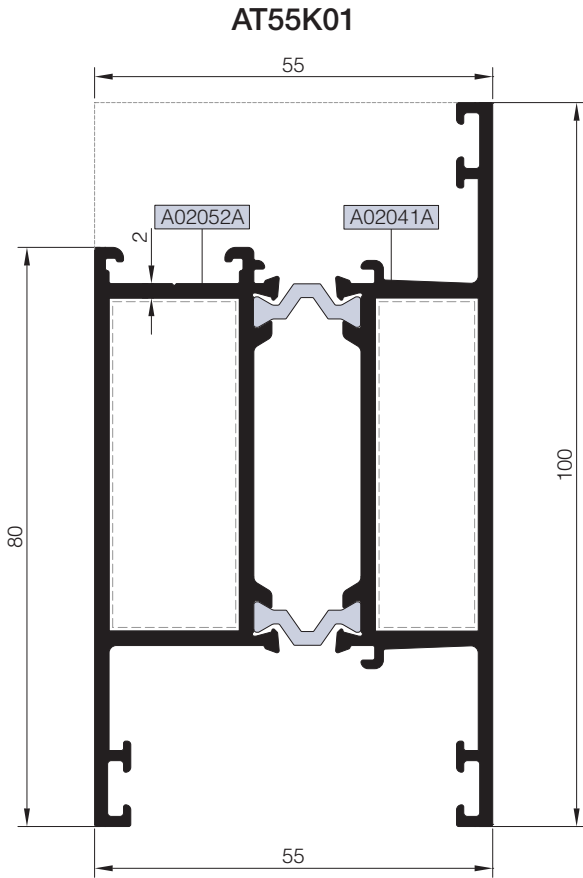
08

09

10

11

12



Nr		L m	KESİM ÖLÇÜSÜ CUTTING SIZE	AKS. KODU ACS. CODE
<b>AT55K01</b> (Kasa ve orta kayıt içinde kullanılırsa)	A02041A	25 J 40 (A011871)	45,5 mm	136 J 40
	A02052A	25 J 04 (A010567)	45,5 mm	136 J 04
<b>AT55K01</b> (Dişli açılım kanatlar içinde kullanılırsa)	A02041A	25 J 40 (A011871)	45,5 mm	136 J 40
	A02052A	25 J 04 (A010567)	45,5 mm	136 J 04
<b>AT55K01</b> (İpe açılım kanatlar içinde kullanılırsa)	A02041A	25 J 40 (A011871)	45,5 mm	136 J 40
	A02052A	25 J 04 (A010567)	45,5 mm	136 J 04

ETEK PROFİLLERİ  
KICK PLATE PROFILES

# RWT55

KOD / CODE	AĞIRLIK (kg/m) / WEIGHT	Jxx cm <sup>4</sup>	Jyy cm <sup>4</sup>	L m	
AT55K05	4,205	6,588	351,835	6	
AT55K06	2,162	23,539	47,998	6	

01

02

03

04

05

06

07

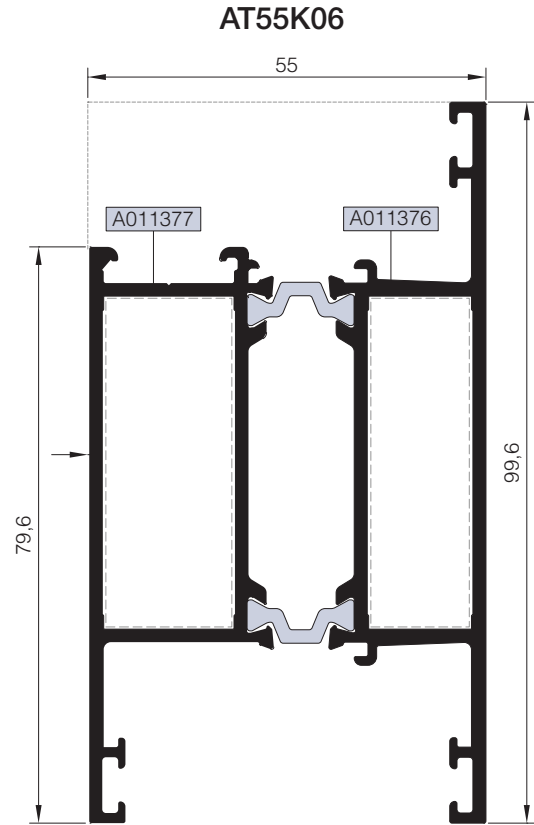
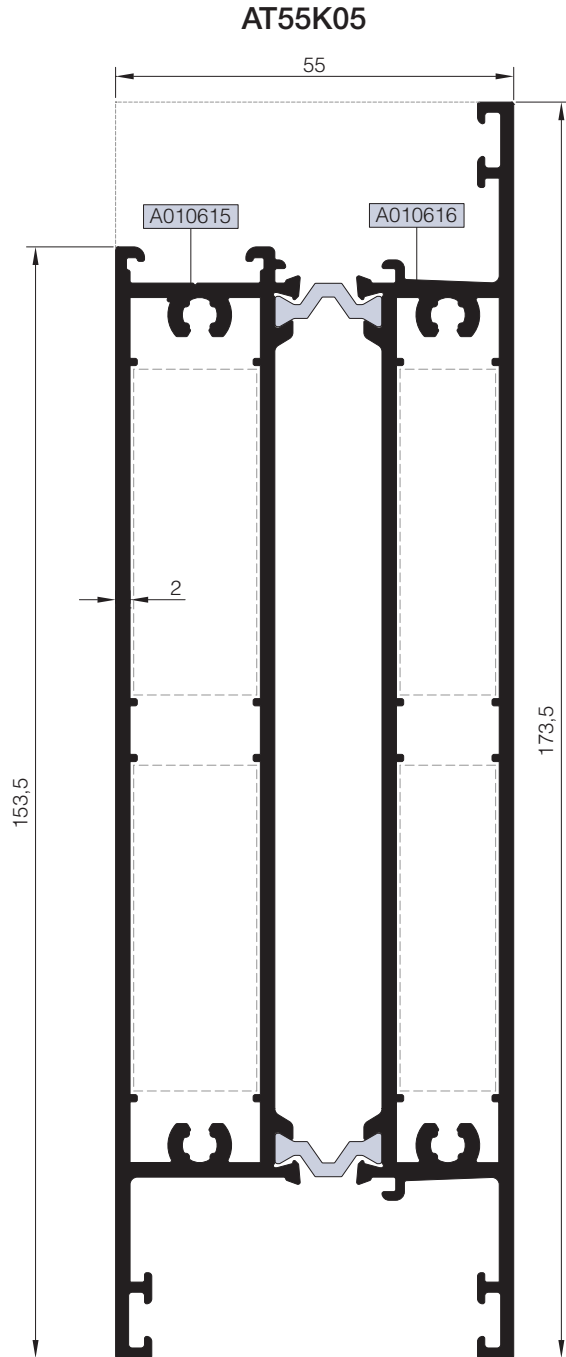
08

09

10

11

12



Nr		L m	KESİM ÖLÇÜSÜ CUTTING SIZE	AKS. KODU ACS. CODE
<b>AT55K05</b> (Kasa ve orta kayıt içinde kullanırsanız)	A010616	25 J 40 (A011871)	45,5 mm	136 J 40
	A010615	25 J 04 (A010567)	45,5 mm	136 J 04
<b>AT55K05</b> (Dışa açılım kanatlar içinde kullanırsanız)	A010616	25 J 40 (A011871)	45,5 mm	136 J 40
	A010615	25 J 04 (A010567)	45,5 mm	136 J 04
<b>AT55K05</b> (İçe açılım kanatlar içinde kullanırsanız)	A010616	25 J 40 (A011871)	45,5 mm	136 J 40
	A010615	25 J 04 (A010567)	45,5 mm	136 J 04
<b>AT55K06</b> (Kasa ve orta kayıt içinde kullanırsanız)	A011376	25 J 40 (A011871)	45,5 mm	136 J 40
	A011377	25 J 04 (A010567)	45,5 mm	136 J 04
<b>AT55K06</b> (Dışa açılım kanatlar içinde kullanırsanız)	A011376	25 J 40 (A011871)	45,5 mm	136 J 40
	A011377	25 J 04 (A010567)	45,5 mm	136 J 04
<b>AT55K06</b> (İçe açılım kanatlar içinde kullanırsanız)	A011376	25 J 40 (A011871)	45,5 mm	136 J 40
	A011377	25 J 04 (A010567)	45,5 mm	136 J 04

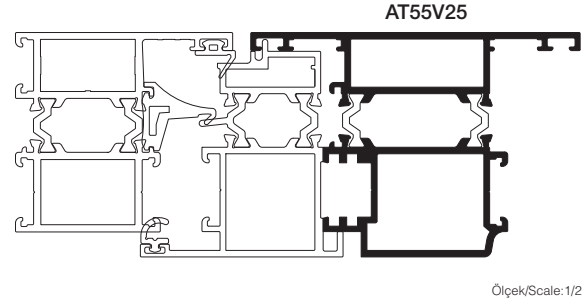
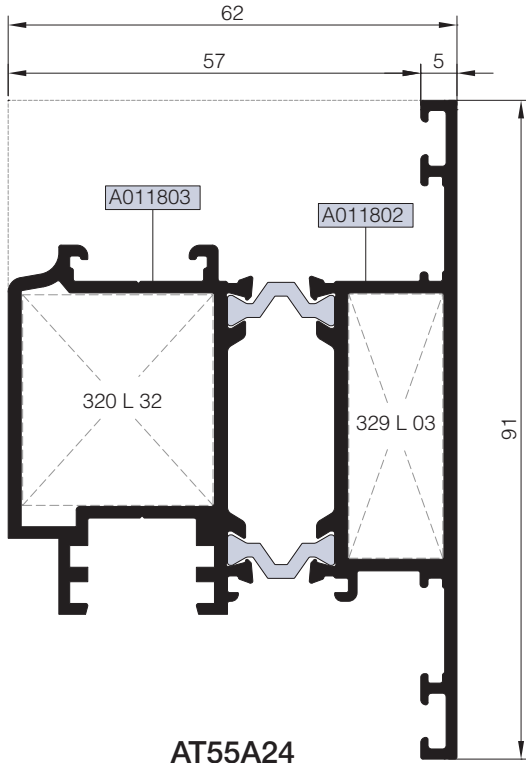


PİVOT KANAT VE ADAPTÖR PROFİLLERİ  
VENT & ADAPTER PROFILES FOR PIVOT

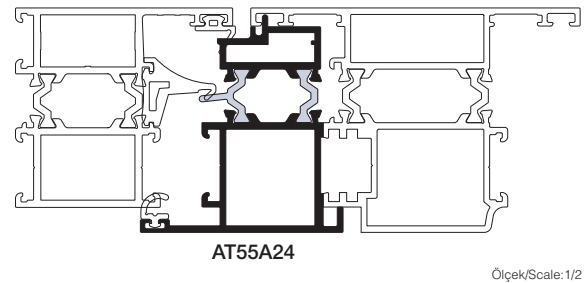
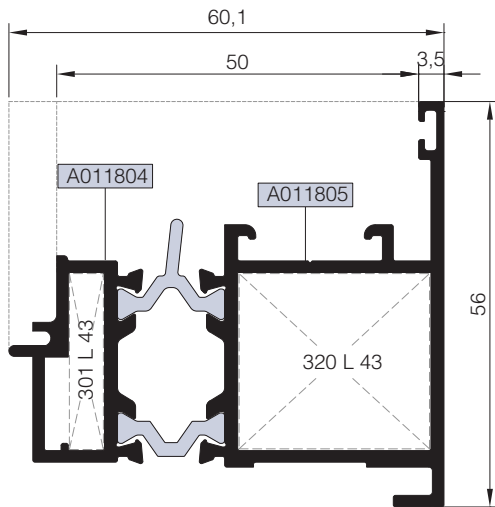
# RWT55

KOD / CODE	AĞIRLIK (kg/m) / WEIGHT	Jxx cm4	Jyy cm4	L m	
AT55V25	1,931	21,128	27,264	6	
AT55A24	1,387	-----	-----	6	

AT55V25



AT55A24



Nr		L m	KESİM ÖLÇÜSÜ CUTTING SIZE	AKS. KODU ACS. CODE
AT55V25	A011803	25 L 32 (A002430)	26,3 mm	320 L 32
	A011804	25 L 03 (A002021)	13,0 mm	329 L 03
AT55A24	A011805	25 L 43 (A010785)	4,7 mm	301 L 43
	A011806	25 L 43 (A010785)	26,3 mm	320 L 43

01

02

03

04

05

06

07

08

09

10

11

12

ADAPTÖR PROFİLLERİ  
ADAPTER PROFILES

# RWT55

KOD / CODE	AĞIRLIK (kg/m) / WEIGHT	Jxx cm <sup>4</sup>	Jyy cm <sup>4</sup>	L m	
AT55A04	1,215	----	----	6	
AT55A20	1,265	----	----	6	
T55 A 12	0,205	----	----	6	
T55 A 13	0,220	----	----	6	

01

02

03

04

05

06

07

08

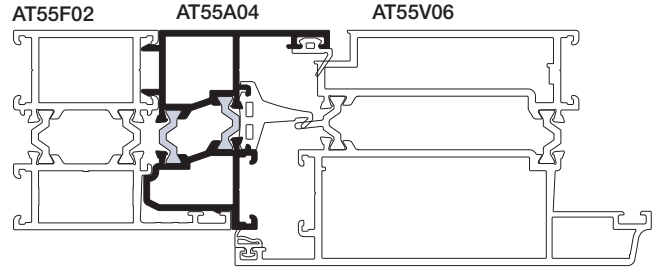
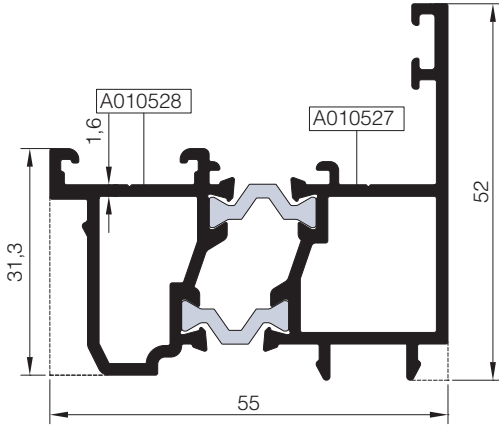
09

10

11

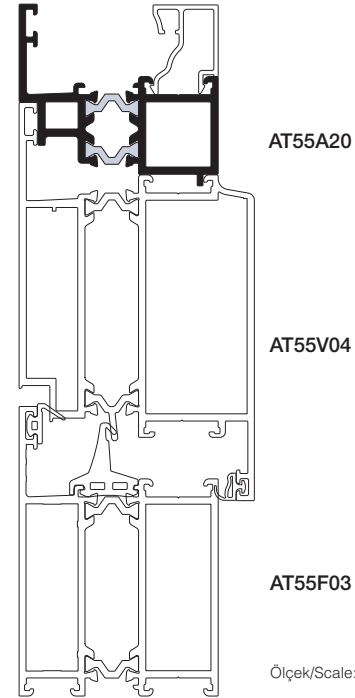
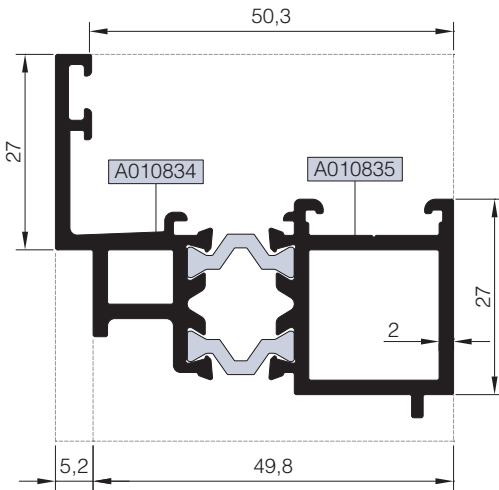
12

AT55A04



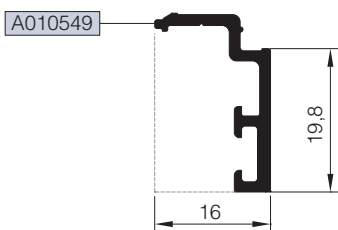
Ölçek/Scale:1/2

AT55A20

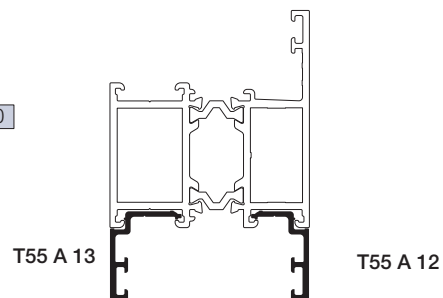
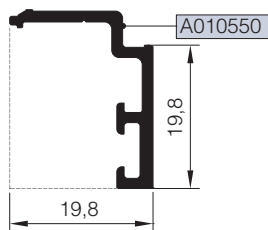


Ölçek/Scale:1/2

T55 A 12



T55 A 13

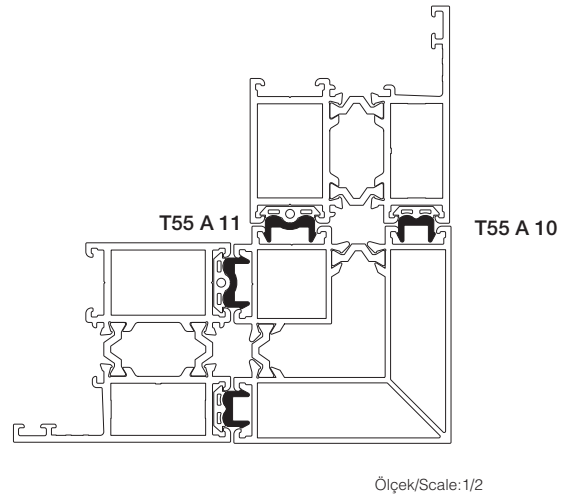
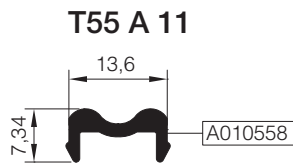
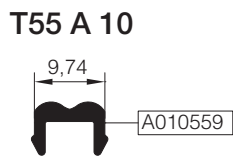
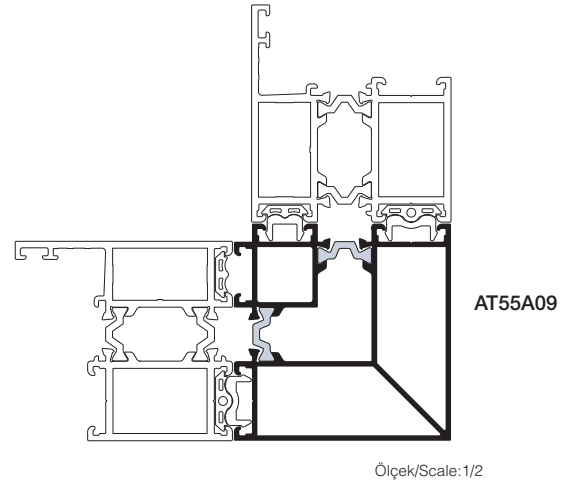
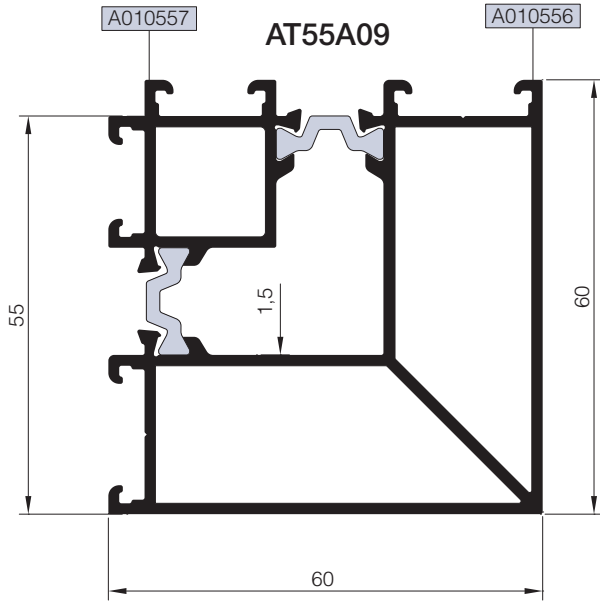
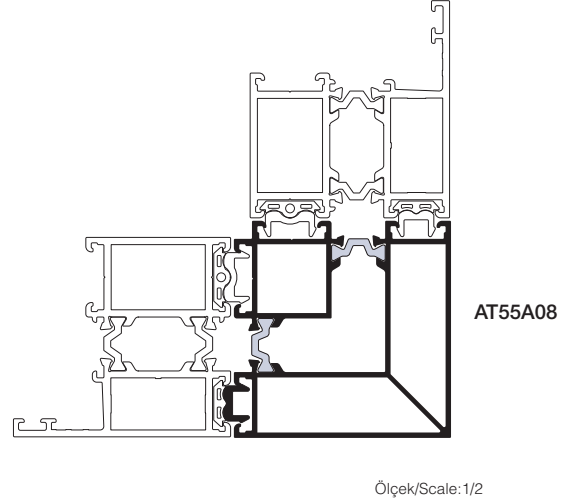
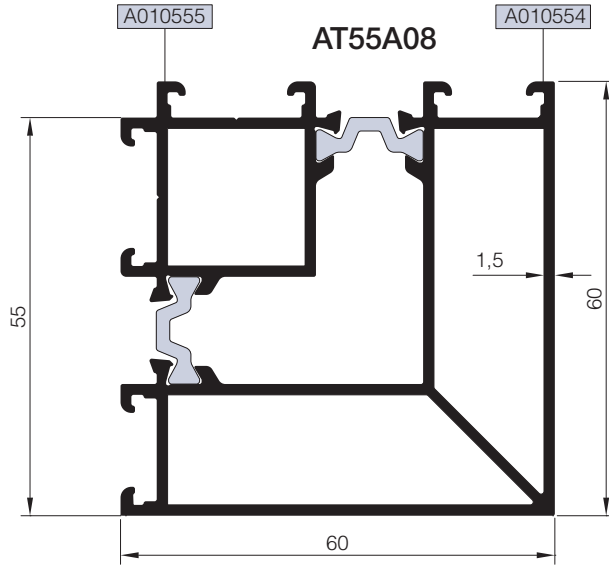


Ölçek/Scale:1/2

# ADAPTÖR PROFİLLERİ ADAPTER PROFILES

# RWT55

KOD / CODE	AĞIRLIK (kg/m) / WEIGHT	Jxx cm4	Jyy cm4	L m	
AT55A08	1,788	25,024	25,024	6	
AT55A09	1,769	24,785	24,795	6	
T55 A 10	0,099	----	----		
T55 A 11	0,127	----	----		



01

02

03

04

05

06

07

08

09

10

11

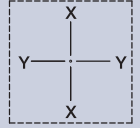
12

# ADAPTÖR VE TİJ PROFİLLERİ

## ADAPTER AND SLIDING ROD PROFILES

# RWT55

KOD / CODE	AĞIRLIK (kg/m) / WEIGHT	L m	KOD / CODE	AĞIRLIK (kg/m) / WEIGHT	L m
AT55A25	1,244	6	25 P 01	0,185	6
AT55A26	1,033	6	25 I 07	0,143	6
AT55A27	0,894	6	25 I 04	0,153	6



01

02

03

04

05

06

07

08

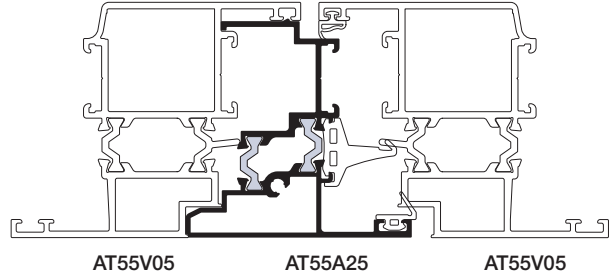
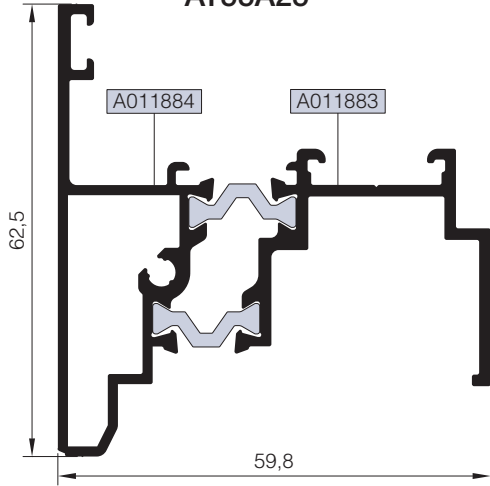
09

10

11

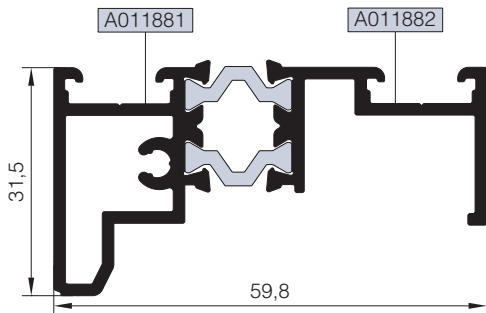
12

### AT55A25

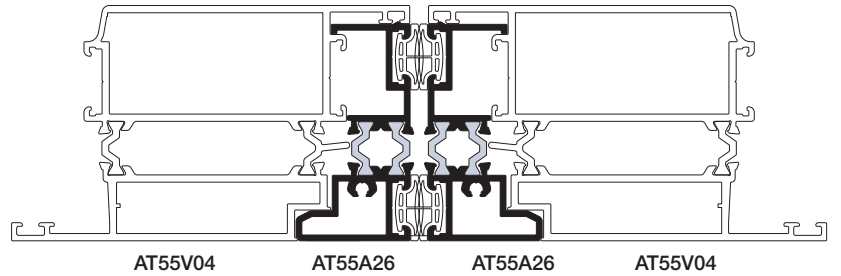


Ölçek/Scale:1/2

### \*AT55A26

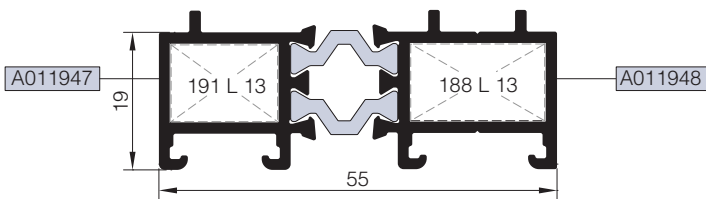


\*KATLANIR DOĞRAMA İÇİN / FOR FOLDING

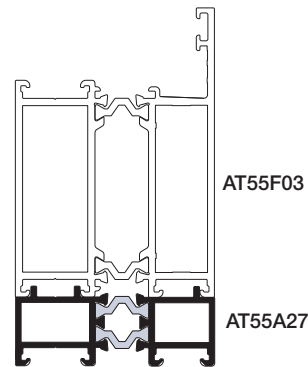


Ölçek/Scale:1/2

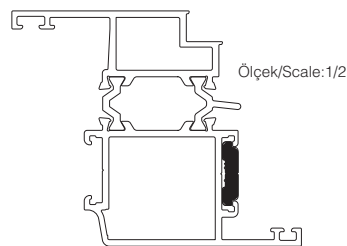
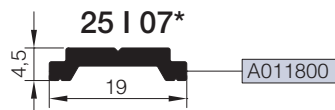
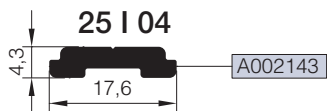
### \*AT55A27



\*KATLANIR DOĞRAMA İÇİN / FOR FOLDING

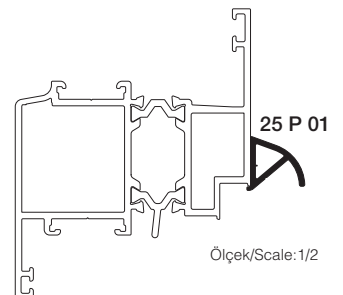
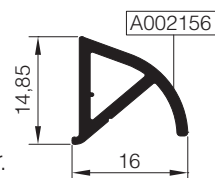


Ölçek/Scale:1/2



Ölçek/Scale:1/2

### 25 P 01



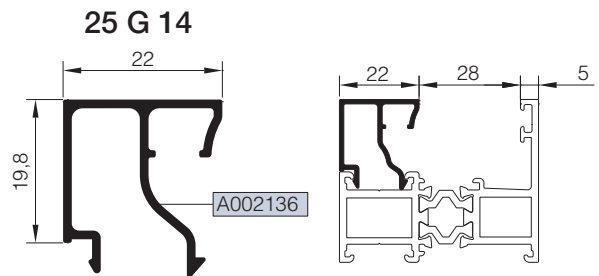
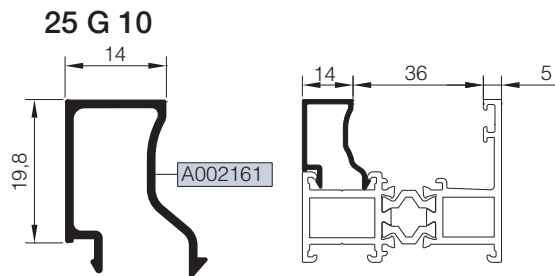
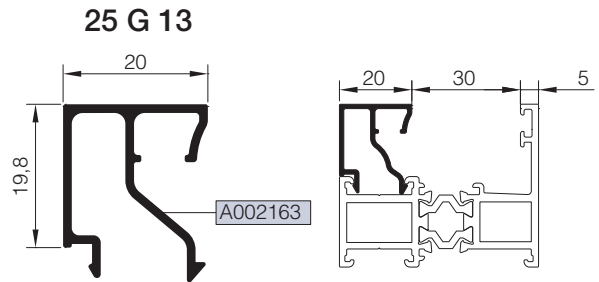
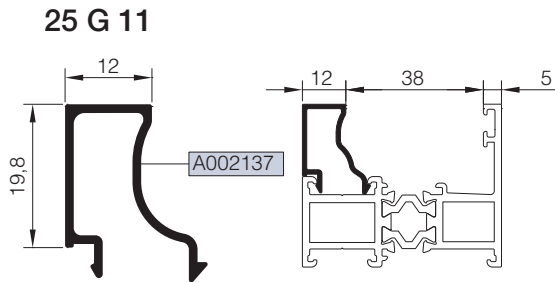
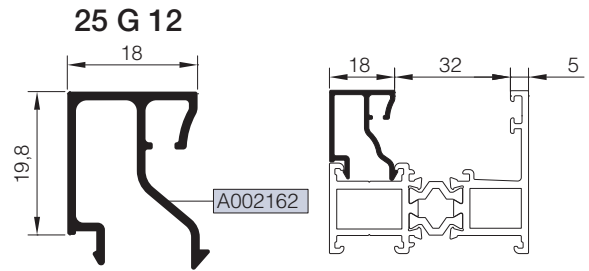
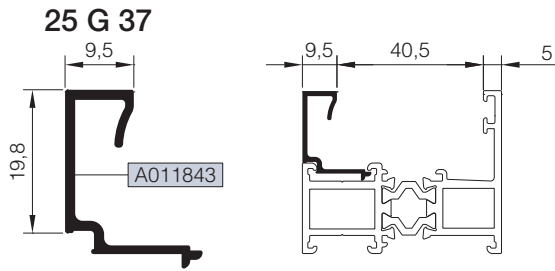
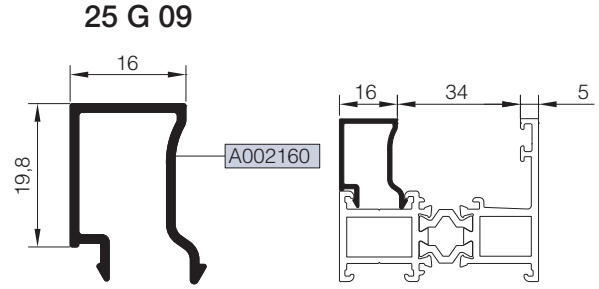
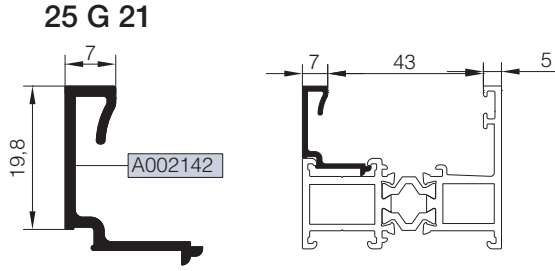
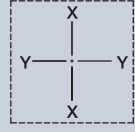
Ölçek/Scale:1/2

\*\*\*Giesse kol ve kilitleme aksesuarları sadece 25 I 07 tij profili ile kullanılmalıdır.  
Giesse handle and locking accessories should be used with only 25 I 07 rod profile

**CAM ÇITA PROFİLLERİ**  
**GLAZING BEAD PROFILES**

# RWT55

KOD / CODE	AĞIRLIK (kg/m) / WEIGHT	L m	KOD / CODE	AĞIRLIK (kg/m) / WEIGHT	L m
25 G 21	0,196	6	25 G 09	0,229	6
25 G 37	0,206	6	25 G 12	0,270	6
25 G 11	0,224	6	25 G 13	0,278	6
25 G 10	0,225	6	25 G 14	0,280	6



01

02

03

04

05

06

07

08

09

10

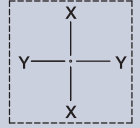
11

12

**CAM ÇITA PROFİLLERİ**  
**GLAZING BEAD PROFILES**

# RWT55

KOD / CODE	AĞIRLIK (kg/m) / WEIGHT	L m	KOD / CODE	AĞIRLIK (kg/m) / WEIGHT	L m
25 G 15	0,282	6	25 G 08	0,309	6
25 G 16	0,287	6	25 G 19	0,317	6
25 G 17	0,292	6	25 G 20	0,327	6
25 G 18	0,300	6			



01

02

03

04

05

06

07

08

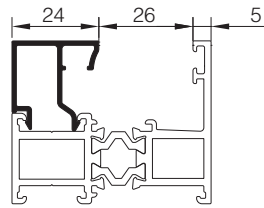
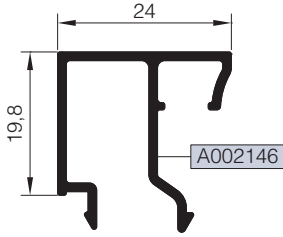
09

10

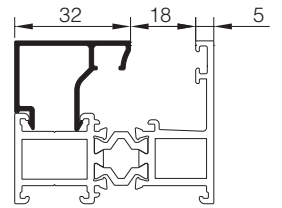
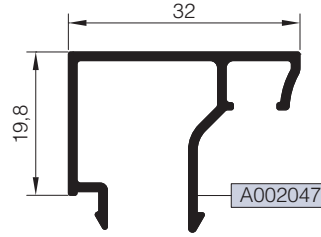
11

12

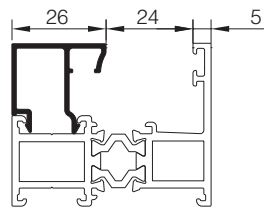
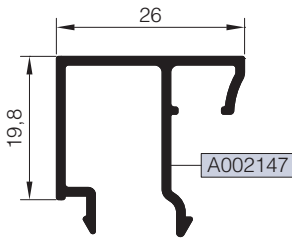
**25 G 15**



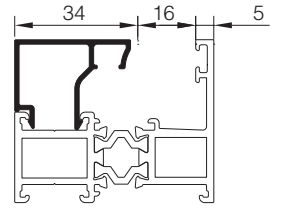
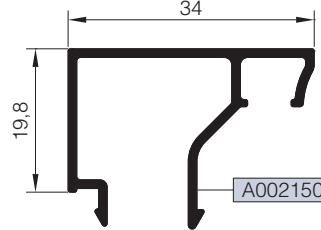
**25 G 08**



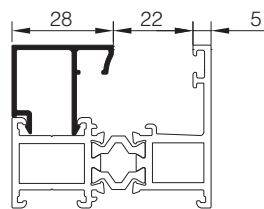
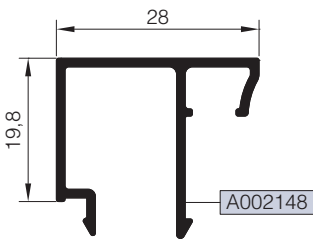
**25 G 16**



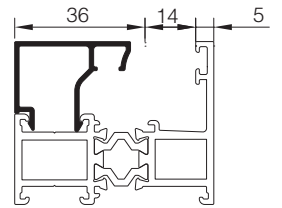
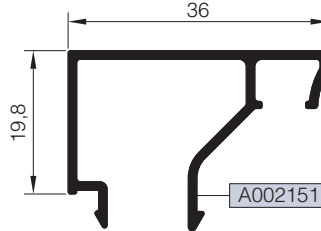
**25 G 19**



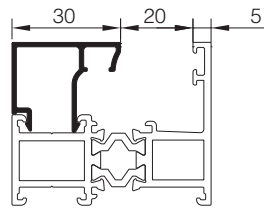
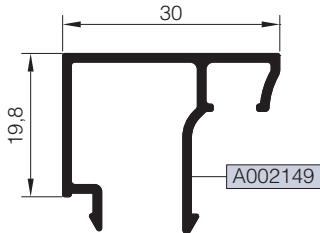
**25 G 17**



**25 G 20**

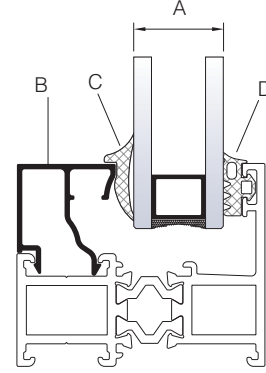


**25 G 18**



**CAM LİSTESİ (GLASS TABLE)**

B CAM ÇİTASI GLAZING BEAD	C İÇ CAM FİTİLİ GLAZING GASKET (IN)	A CAM KALINLIĞI GLASS THICKNESS	D DIŞ CAM FİTİLİ GLAZING GASKET (OUT)
25 G 20	01.17.05	*5 mm	01.11.15
25 G 20	01.17.04	*6 mm	01.11.15
25 G 20	01.17.03	*7 mm	01.11.15
25 G 19	01.17.04	*8 mm	01.11.15
25 G 19	01.17.03	*9 mm	01.11.15
25 G 08	01.17.04	*10 mm	01.11.15
25 G 08	01.17.03	*11 mm	01.11.15
25 G 18	01.17.04	*12 mm	01.11.15
25 G 18	01.17.03	*13 mm	01.11.15
25 G 17	01.17.04	*14 mm	01.11.15
25 G 17	01.17.03	*15 mm	01.11.15
25 G 16	01.17.04	*16 mm	01.11.15
25 G 16	01.17.03	17 mm	01.11.15
25 G 15	01.17.04	18 mm	01.11.15
25 G 15	01.17.03	19 mm	01.11.15
25 G 14	01.17.04	20 mm	01.11.15
25 G 14	01.17.03	21 mm	01.11.15
25 G 13	01.17.04	22 mm	01.11.15
25 G 13	01.17.03	23 mm	01.11.15
25 G 12	01.17.04	24 mm	01.11.15
25 G 12	01.17.03	25 mm	01.11.15
25 G 09	01.17.04	26 mm	01.11.15
25 G 09	01.17.03	27 mm	01.11.15
25 G 10	01.17.04	28 mm	01.11.15
25 G 10	01.17.03	29 mm	01.11.15
25 G 11	01.17.04	30 mm	01.11.15
25 G 11	01.17.03	31 mm	01.11.15
25 G 37	01.17.05	32 mm	01.11.15
25 G 37	01.17.04	33 mm	01.11.15
25 G 21	01.17.05	34 mm	01.11.15
25 G 21	01.17.04	35 mm	01.11.15
25 G 21	01.17.03	36 mm	01.11.15



CAM MONTAJINDA SADECE BU SİSTEM İÇİN TASARLANAN VE ÜRETİLEN FİTİLLER KULLANILMALIDIR. FARKLI MALZEME KULLANIMLARI İŞLEVSEL VE TASARIMSAL SORUNLARA SEBEP OLABİLİR. THE GASKETS USED DURING INSTALLING THE GLASS SHOULD BE ONLY THE ONES CREATED FOR THIS SYSTEM, THE USE OF OTHER MATERIALS MAY CAUSE FUNCTIONAL AND DESIGN PROBLEMS.

TABLODA VERİLEN CAM KALINLIKLARI TEORİK OLUP SİSTEMİN ISI PERFORMANS KRİTERLERİNDEN BAĞIMSIZDIR. YALITIMLI SİSTEMLERDE TEK CAMLI(\*) KOMBİNASYONLAR ÖNERİLMEZ. THE GLASS THICKNESSES IN THE TABLE ARE THEORETICAL AND INDEPENDENT FROM THERMAL PERFORMANCE CRITERIA OF THE SYSTEM. SINGLE GLAZING(\*) IS NOT RECOMMENDED FOR INSULATED SYSTEMS

YUKARIDA VERİLEN TABLODA CAM-FİTİL VE PROFİL İLİŞKİSİ TEORİK OLUP PROFİL VE CAM TOLERANSLARINDAN KAYNAKLI ÖLÇÜ FAKLILIKLARI OLUŞABİLİR. THE RELATIONSHIP BETWEEN GLASS-GASKET AND PROFILE PROVIDED IN THE TABLE IS THEORETICAL. IT MAY OCCUR SIZE DIFFERENCES FROM THE TOLERANCES OF PROFILE AND GLASS.

01

02

03

04

05

06

07

08

09

10

11

12

01	PROFİL KODU (PROFILE CODE)	25 L 03	25 L 04	25 L 13	25 L 16
	FABRİKA KODU (FACTORY CODE)	A002021	A002211	A002058	A002061
	AĞIRLIK (WEIGHT)	4,315 kg/m	7,711 kg/m	3,561 kg/m	3,554 kg/m
02	ÇİZİM (DRAWING)				
03					
04	PROFİL KODU (PROFILE CODE)	25 L 25	25 L 26	25 L 29	25 L 30
	FABRİKA KODU (FACTORY CODE)	A010539	A010540	A010543	A010544
	AĞIRLIK (WEIGHT)	8,394 kg/m	4,870 kg/m	3,582 kg/m	13,748 kg/m
05	ÇİZİM (DRAWING)				
06	PROFİL KODU (PROFILE CODE)	25 L 31	25 L 32	25 L 35	25 L 38
	FABRİKA KODU (FACTORY CODE)	A010545	A002430	A010076	A002074
	AĞIRLIK (WEIGHT)	10,169 kg/m	3,702 kg/m	4,192 kg/m	4,854 kg/m
07	ÇİZİM (DRAWING)				
08					
09	PROFİL KODU (PROFILE CODE)	25 L 43	25 L 51	25 L 52	25 L 67
	FABRİKA KODU (FACTORY CODE)	A010785	A010887	A010888	A011006
	AĞIRLIK (WEIGHT)	6,427 kg/m	4,409 kg/m	4,377 kg/m	3,258 kg/m
10	ÇİZİM (DRAWING)				
11					
12	PROFİL KODU (PROFILE CODE)	25 L 68			
	FABRİKA KODU (FACTORY CODE)	A011005			
	AĞIRLIK (WEIGHT)	7,318 kg/m			
	ÇİZİM (DRAWING)				



ORTA KAYIT BAĞLANTI (MULLION CONNECTION PIECE)

PROFİL KODU (PROFILE CODE)	25 J 04	25 J 40	
FABRİKA KODU (FACTORY CODE)	A010567	A011871	
AĞIRLIK (WEIGHT)	0,797 kg/m	0,714 kg/m	
ÇİZİM (DRAWING)			

KÖŞE TAKOZLARI (CORNER CLEATS)

Nr		KESİM ÖLÇÜSÜ CUTTING SIZE	AKS. KODU ACS. CODE	
AT55F01	A002038	25 L 13 (A002058)	17,7 mm	120 L 13
	A002043	25 L 13 (A002058)	13,9 mm	119 L 13
AT55F02	A002040	25 L 16 (A002061)	17,7 mm	120 L 16
	A010552	25 L 16 (A002061)	13,9 mm	119 L 16
AT55F03	A02042A	25 L 26 (A010540)	17,7 mm	120 L 26
	A010553	25 L 26 (A010540)	13,9 mm	119 L 26
AT55F04	A010822	25 L 13 (A002058)	18,4 mm	188 L 13
	A010823	25 L 13 (A002058)	14,7 mm	191 L 13
AT55F05	A010839	25 L 16 (A002061)	17,7 mm	120 L 16
	A010552	25 L 16 (A002061)	13,9 mm	119 L 16
AT55F07	A010850	25 L 16 (A002061)	18,4 mm	188 L 16
	A010952	25 L 16 (A002061)	14,7 mm	191 L 16
AT55F08	A011292	25 L 16 (A002061)	13,9 mm	119 L 16
	A011291	25 L 16 (A002061)	18,4 mm	119 L 16
AT55F09	A010650	25 L 16 (A002061)	14,7 mm	120 L 16
	A010552	25 L 16 (A002061)	13,9 mm	119 L 16
AT55F10	A002040	25 L 16 (A002061)	17,7 mm	120 L 16
	A011401	25 L 16 (A002061)	13,9 mm	119 L 16
AT55F11	A02052A	25 L 26 (A010540)	17,7 mm	120 L 26
	A010553	25 L 26 (A010540)	13,9 mm	119 L 26
AT55V04	A010522	25 L 25 (A010539)	27,7 mm	108 L 25
	A010521	25 L 30 (A010544)	5,7 mm	129 L 30
AT55V05	A010518	25 L 32 (A002430)	28,1 mm	126 L 32
	A010519	25 L 29 (A010543)	6,1 mm	127 L 29
AT55V06	A010523	25 L 31 (A010545)	23,9 mm	130 L 31
	A010524	25 L 31 (A010545)	5,7 mm	129 L 31
AT55V07	A010824	25 L 38 (A002074)	28,5 mm	121 L 38
	A010825	25 L 35 (A010076)	6,4 mm	168 L 35
AT55V10	A010777	25 L 25 (A010539)	27,7 mm	108 L 25
	A010521	25 L 30 (A010544)	5,7 mm	129 L 30
AT55V11	A010852	25 L 32 (A002430)	28,1 mm	126 L 32
	A010853	25 L 29 (A010543)	6,0 mm	100 L 29

Nr		KESİM ÖLÇÜSÜ CUTTING SIZE	AKS. KODU ACS. CODE	
AT55V13	A010931	25 L 67 (A011006)	28,1 mm	126 L 67
	A010853	25 L 29 (A010543)	6,0 mm	100 L 29
AT55V14	A010981	25 L 68 (A011005)	28,1 mm	126 L 68
	A010982	25 L 04 (A002211)	5,8 mm	167 L 04
AT55V15	A010984	25 L 25 (A010539)	5,8 mm	167 L 25
	A010983	25 L 68 (A011005)	24,3 mm	235 L 68
AT55V16	A010985	25 L 52 (A010888)	28,1 mm	126 L 52
	A010986	25 L 03 (A002021)	6,0 mm	100 L 03
AT55V18	A011293	25 L 26 (A010540)	6,1 mm	127 L 26
	A011294	25 L 26 (A010540)	24,2 mm	299 L 26
AT55V19	A011375	25 L 31 (A010545)	6,0 mm	100 L 31
	A011374	25 L 31 (A010545)	24,2 mm	299 L 31
AT55V20	A011403	25 L 32 (A002430)	27,5 mm	176 L 32
	A011404	25 L 29 (A010543)	5,5 mm	238 L 29
AT55V21	A011462	25 L 51 (A010887)	27,5 mm	176 L 51
	A011463	25 L 35 (A010076)	5,5 mm	238 L 35
AT55V25	A011803	25 L 32 (A002430)	26,3 mm	320 L 32
	A011802	25 L 03 (A002021)	13,0 mm	329 L 03
AT55A24	A011804	25 L 43 (A010785)	4,7 mm	301 L 43
	A011805	25 L 43 (A010785)	26,3 mm	320 L 43
AT55M01	A002037	25 L 13 (A002058)	13,9 mm	119 L 13
	A002038	25 L 13 (A002058)	17,7 mm	120 L 13
AT55M02	A002039	25 L 16 (A002061)	13,9 mm	119 L 16
	A002040	25 L 16 (A002061)	17,7 mm	120 L 16
AT55M03	A02041A	25 L 26 (A010540)	13,9 mm	119 L 26
	A02042A	25 L 26 (A010540)	17,7 mm	120 L 26
AT55M12	A010822	25 L 13 (A002058)	18,4 mm	188 L 13
	A010825	25 L 13 (A002058)	14,7 mm	191 L 13
AT55M13	A010850	25 L 16 (A002061)	18,4 mm	188 L 16
	A010851	25 L 16 (A002061)	14,7 mm	191 L 16
AT55A27	A011948	25 L 13 (A002058)	14,7 mm	191 L 13
	A011947	25 L 13 (A002058)	6,0 mm	188 L 13

ORTA KAYIT BAĞLANTI (MULLION CONNECTION PIECE)

01

02

03

04

05

06

07


08


09


10

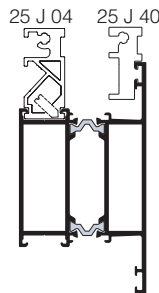
11

12

Kasa ve Orta Kayıt içinde kullanılırsa (Use in frame and mullion)				
Nr		KESİM ÖLÇÜSÜ CUTTING SIZE	AKS. KODU ACS. CODE	
AT55M01	A002037	25 J 40 (A011871)	10,5 mm	102 J 40
	A002038	25 J 04 (A010567)	10,5 mm	102 J 04
AT55M02	A002039	25 J 40 (A011871)	25,5 mm	135 J 40
	A002040	25 J 04 (A010567)	25,5 mm	135 J 04
AT55M03	A02041A	25 J 40 (A011871)	45,5 mm	136 J 40
	A02042A	25 J 04 (A010567)	45,5 mm	136 J 04
AT55M04	A010525	25 J 40 (A011871)	80,5 mm	137 J 40
	A010526	25 J 04 (A010567)	80,5 mm	137 J 04
AT55M05	A002073	25 J 40 (A011871)	25,5 mm	135 J 40
	A002040	25 J 04 (A010567)	25,5 mm	135 J 04
AT55M10	A002037	25 J 40 (A011871)	10,5 mm	102 J 40
	A010649	25 J 04 (A010567)	10,5 mm	102 J 04
AT55M11	A002039	25 J 40 (A011871)	25,5 mm	135 J 40
	A010650	25 J 04 (A010567)	25,5 mm	135 J 04
AT55M12	A010822	25 J 04 (A010567)	10,7 mm	103 J 04
	A010826	25 J 40 (A011871)	10,7 mm	103 J 40
AT55M13	A010851	25 J 40 (A011871)	25,5 mm	135 J 40
	A010850	25 J 04 (A010567)	25,5 mm	135 J 04
AT55M18	A011195	25 J 40 (A011871)	25,5 mm	135 J 40
	A002040	25 J 04 (A010567)	25,5 mm	135 J 04
AT55M19	A011372	25 J 04 (A010567)	25,5 mm	135 J 04
	A002039	25 J 40 (A011871)	25,5 mm	135 J 40
AT55M20	A011371	25 J 04 (A010567)	25,5 mm	135 J 04
	A002039	25 J 40 (A011871)	25,5 mm	135 J 40
AT55M21	A011373	25 J 04 (A010567)	25,5 mm	135 J 04
	A002039	25 J 40 (A011871)	25,5 mm	135 J 40
AT55M22	A011380	25 J 04 (A010567)	25,5 mm	135 J 04
	A002039	25 J 40 (A011871)	25,5 mm	135 J 40
AT55M23	A011379	25 J 04 (A010567)	25,5 mm	135 J 04
	A002039	25 J 40 (A011871)	25,5 mm	135 J 40
AT55M28	A011728	25 J 04 (A010567)	25,5 mm	135 J 04
	A002039	25 J 40 (A011871)	25,5 mm	135 J 40
AT55K01	A02041A	25 J 40 (A011871)	45,5 mm	136 J 40
	A02052A	25 J 04 (A010567)	45,5 mm	136 J 04
AT55K05	A010616	25 J 40 (A011871)	45,5 mm	136 J 40
	A010615	25 J 04 (A010567)	45,5 mm	136 J 04
AT55K06	A011376	25 J 40 (A011871)	45,5 mm	136 J 40
	A011377	25 J 04 (A010567)	45,5 mm	136 J 04

Kanat profili içinde kullanılırsa (Use in Vent Profile)				
Nr		KESİM ÖLÇÜSÜ CUTTING SIZE	AKS. KODU ACS. CODE	
AT55M01	A002037	25 J 40 (A011871)	10,5 mm	102 J 40
	A002038	25 J 04 (A010567)	10,5 mm	102 J 04
AT55M02	A002039	25 J 40 (A011871)	25,5 mm	135 J 40
	A002040	25 J 04 (A010567)	25,5 mm	135 J 04
AT55M03	A02041A	25 J 40 (A011871)	45,5 mm	136 J 40
	A02042A	25 J 04 (A010567)	45,5 mm	136 J 04
AT55M04	A010525	25 J 40 (A011871)	80,5 mm	137 J 40
	A010526	25 J 04 (A010567)	80,5 mm	137 J 04
AT55M13	A010851	25 J 40 (A011871)	25,5 mm	135 J 40
	A010850	25 J 04 (A010567)	25,5 mm	135 J 04
AT55K01	A02041A	25 J 40 (A011871)	45,5 mm	136 J 40
	A02052A	25 J 04 (A010567)	45,5 mm	136 J 04
AT55K05	A010616	25 J 40 (A011871)	45,5 mm	136 J 40
	A010615	25 J 04 (A010567)	45,5 mm	136 J 04
AT55K06	A011376	25 J 40 (A011871)	45,5 mm	136 J 40
	A011377	25 J 04 (A010567)	45,5 mm	136 J 04

Dışa açılım kanat profili içinde kullanılırsa (Use in Outside Vent Profile)				
Nr		KESİM ÖLÇÜSÜ CUTTING SIZE	AKS. KODU ACS. CODE	
AT55M01	A002037	25 J 40 (A011871)	10,5 mm	102 J 40
	A002038	25 J 04 (A010567)	10,5 mm	102 J 04
AT55M02	A002039	25 J 40 (A011871)	25,5 mm	135 J 40
	A002040	25 J 04 (A010567)	25,5 mm	135 J 04
AT55M03	A02041A	25 J 40 (A011871)	45,5 mm	136 J 40
	A02042A	25 J 04 (A010567)	45,5 mm	136 J 04
AT55M04	A010525	25 J 40 (A011871)	80,5 mm	137 J 40
	A010526	25 J 04 (A010567)	80,5 mm	137 J 04
AT55K01	A02041A	25 J 40 (A011871)	45,5 mm	136 J 40
	A02052A	25 J 04 (A010567)	45,5 mm	136 J 04
AT55K05	A010616	25 J 40 (A011871)	45,5 mm	136 J 40
	A010615	25 J 04 (A010567)	45,5 mm	136 J 04
AT55K06	A011376	25 J 40 (A011871)	45,5 mm	136 J 40
	A011377	25 J 04 (A010567)	45,5 mm	136 J 04



# RWT55

## STOKTA BULUNAN SİSTEM PROFİLLERİNİN LİSTESİ (LIST OF SYSTEM PROFILES IN STOCK)

Nr			MIN. SİPARİŞ MİKTARI MIN. ORDER QUANTITY
AT55F01	A002038	75 kg	150 kg
	A002043	75 kg	
AT55F02	A002040	75 kg	150 kg
	A010552	75 kg	
AT55F03	A02042A	75 kg	150 kg
	A010553	75 kg	
AT55F04	A010822	75 kg	150 kg
	A010823	75 kg	
AT55F07	A010850	75 kg	150 kg
	A010952	75 kg	
AT55V04	A010522	75 kg	150 kg
	A010521	75 kg	
AT55V05	A010518	75 kg	150 kg
	A010519	75 kg	
AT55V06	A010523	75 kg	150 kg
	A010524	75 kg	
AT55V07	A010824	75 kg	150 kg
	A010825	75 kg	
AT55V11	A010852	75 kg	150 kg
	A010853	75 kg	
AT55V13	A010931	75 kg	150 kg
	A010853	75 kg	
AT55V14	A010981	75 kg	150 kg
	A010982	75 kg	
AT55V16	A010985	75 kg	150 kg
	A010986	75 kg	
AT55V19	A011374	75 kg	150 kg
	A011375	75 kg	
AT55M01	A002038	75 kg	150 kg
	A002037	75 kg	
AT55M02	A002040	75 kg	150 kg
	A002039	75 kg	
AT55M03	A02042A	75 kg	150 kg
	A02041A	75 kg	
AT55M04	A010526	75 kg	150 kg
	A010525	75 kg	
AT55M09	A010617	75 kg	150 kg
	A002039	75 kg	
AT55M12	A010822	75 kg	150 kg
	A010826	75 kg	
AT55M13	A010850	75 kg	150 kg
	A010851	75 kg	

Nr			MIN. SİPARİŞ MİKTARI MIN. ORDER QUANTITY
AT55K01	A002052	75 kg	150 kg
	A02041A	75 kg	
AT55K05	A010615	75 kg	150 kg
	A010616	75 kg	
AT55A04	A010528	75 kg	150 kg
	A010527	75 kg	
AT55A25	A011884	75 kg	150 kg
	A011883	75 kg	

\* STOKTA BULUNMAYAN TÜM PROFİLLER İÇİN MİNİMUM SİPARİŞ MİKTARI 300\*KG'DİR.  
MINIMUM ORDER QUANTITY FOR ALL THE PROFILES THAT ARE NOT IN STOCK IS 300 KG.

01

02

03

04

05

06

07

08

09

10

11

12



# MİMARİ KATALOG ARCHITECTURAL CATALOGUE

Alüminyum Kapı Pencere ve Giydirme Cephe Sistemleri  
Aluminium Door Window and Facade Systems



Rescara Sistem Detayları  
Rescara System Details

# RWWT55

DETAYLAR

DETAILS

01

02

03

04

05

06

07

08

09

10

11

12

01

02

03

04

05

06

07

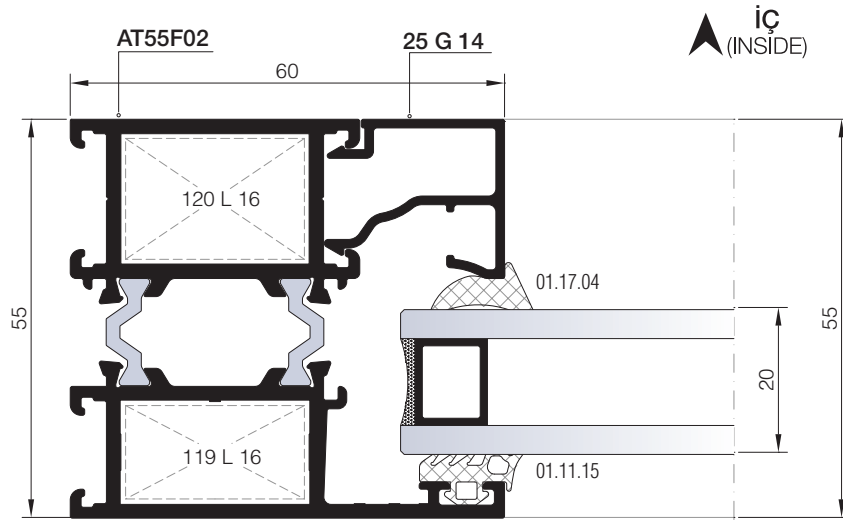
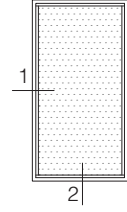
08

09

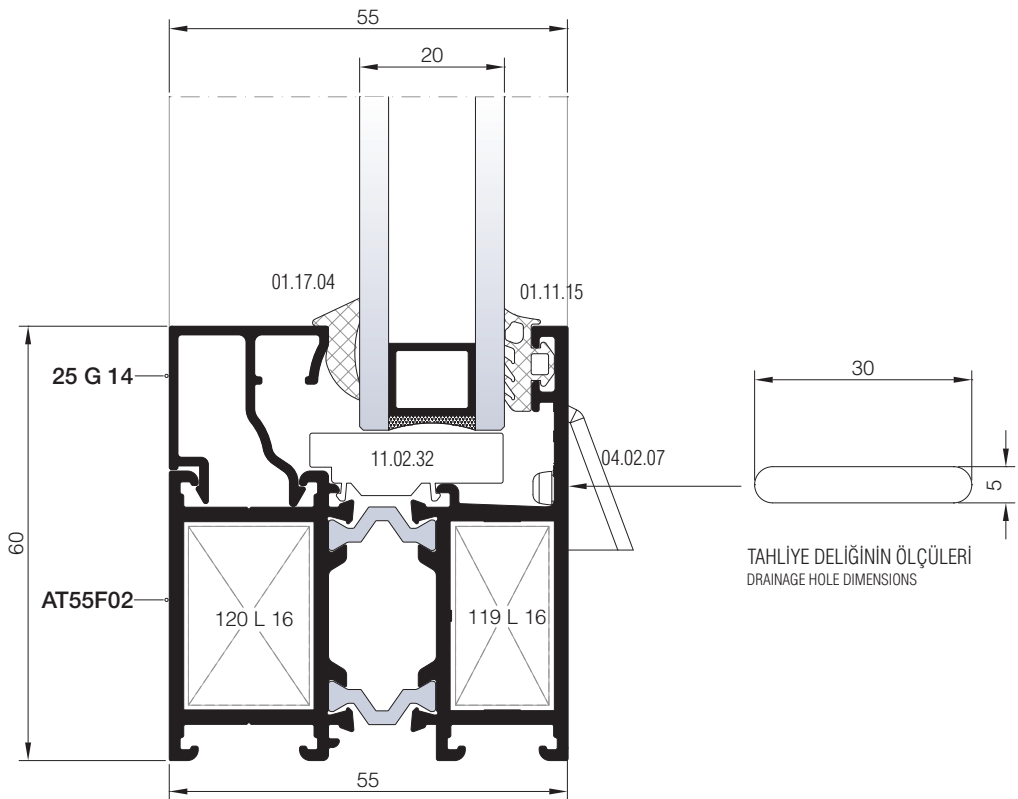
10

11

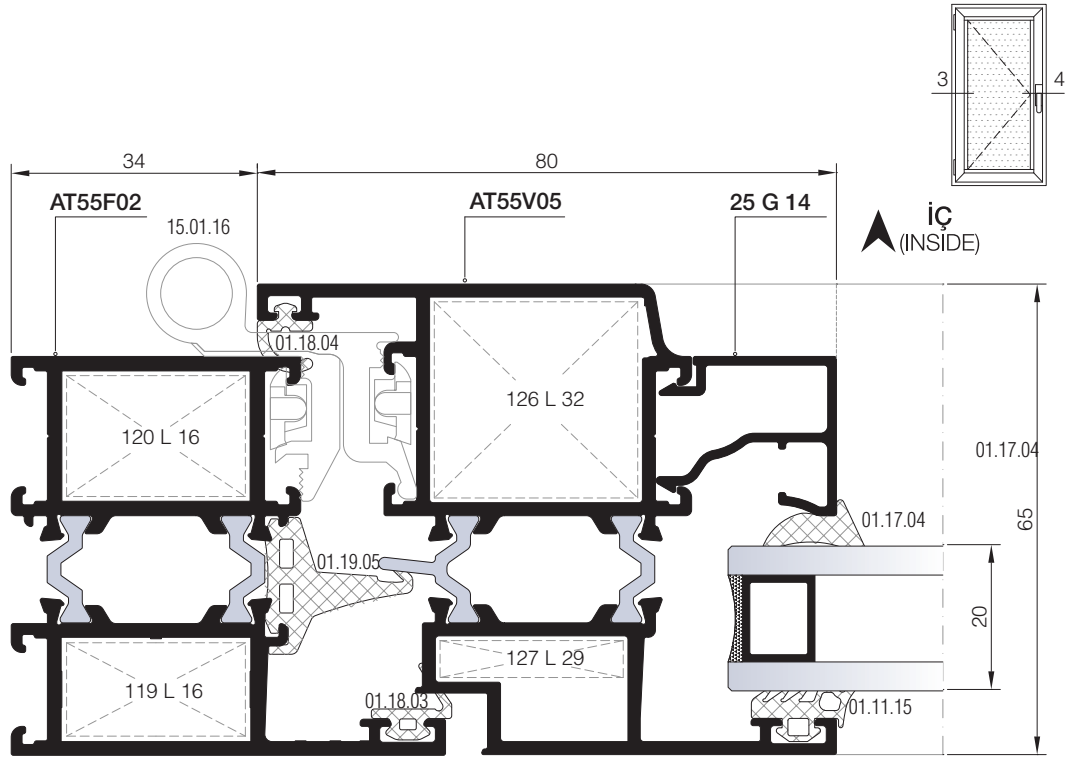
12



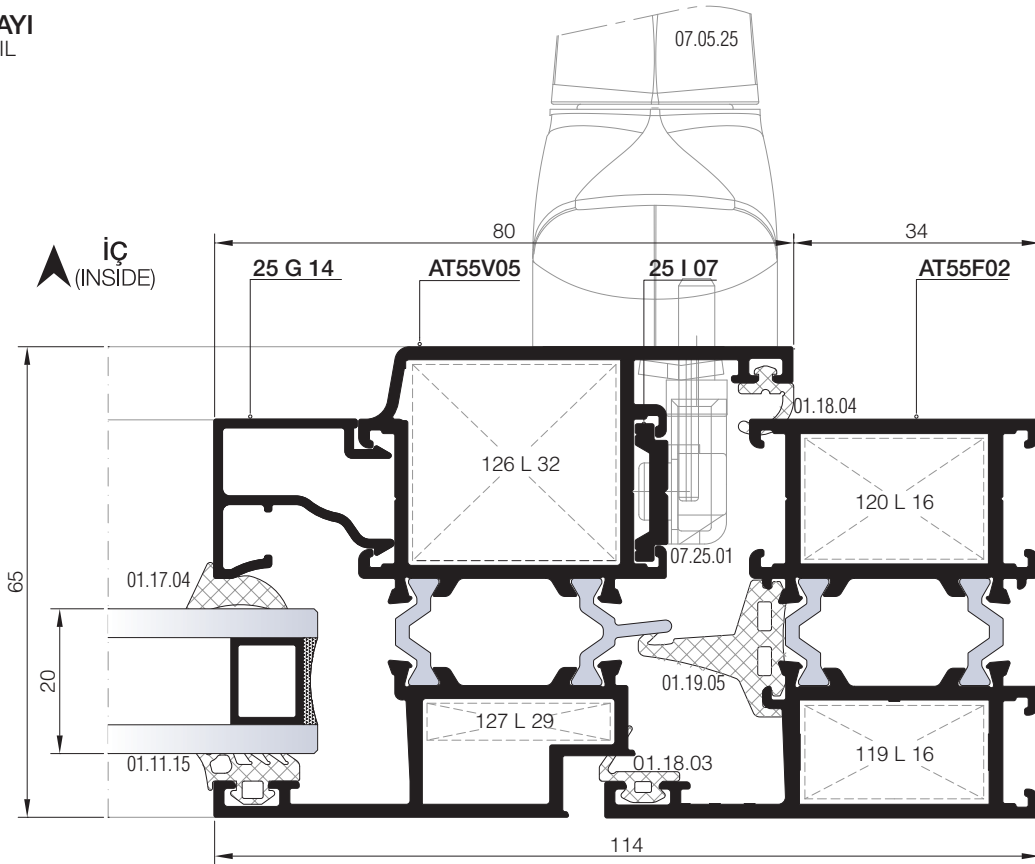
① DETAYI  
DETAIL



② DETAYI  
DETAIL



3 DETAYI  
DETAIL



4 DETAYI  
DETAIL

iç  
(INSIDE)

01

02

03

04

05

06

07

08

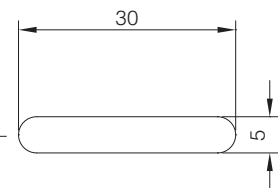
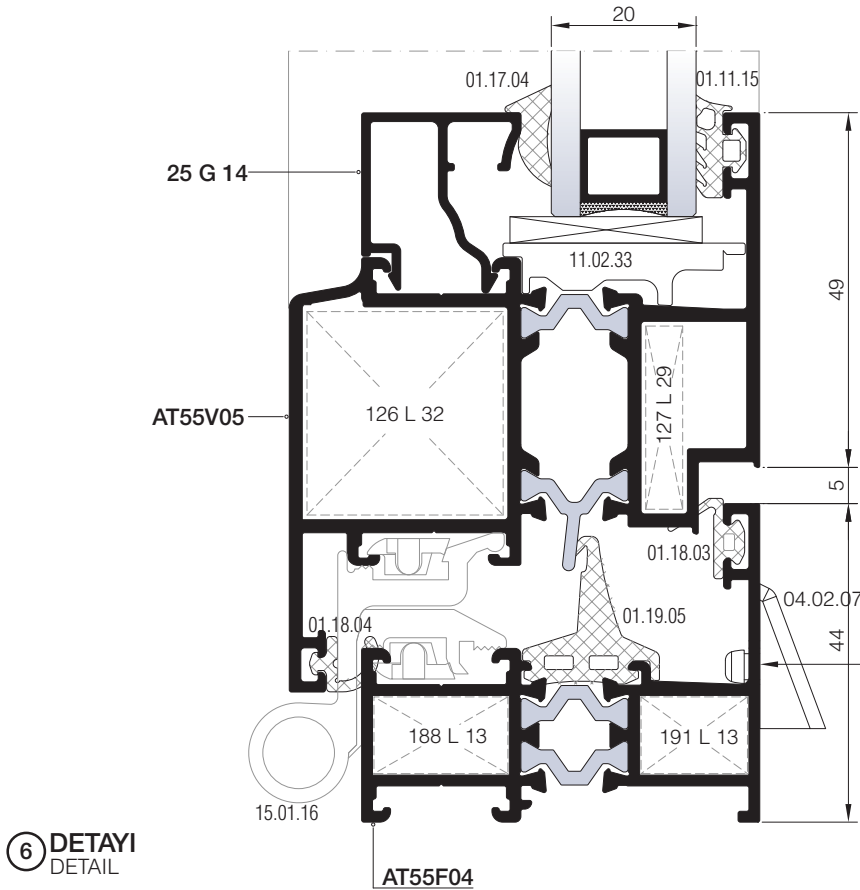
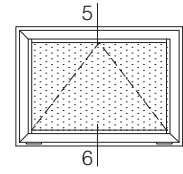
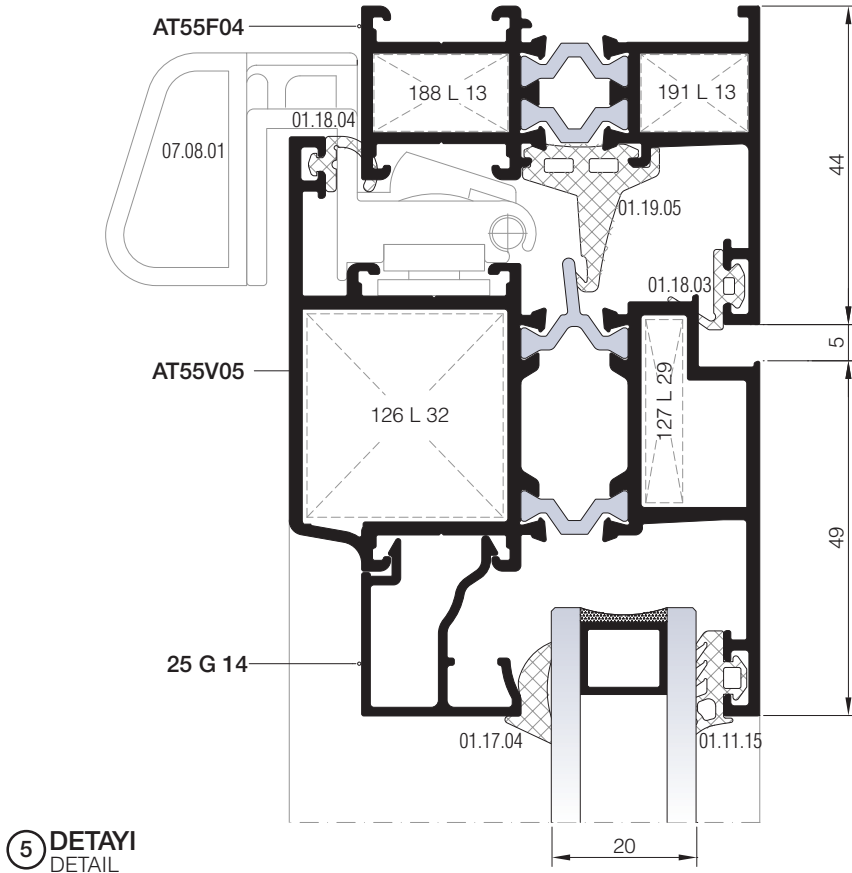
09

10

11

12

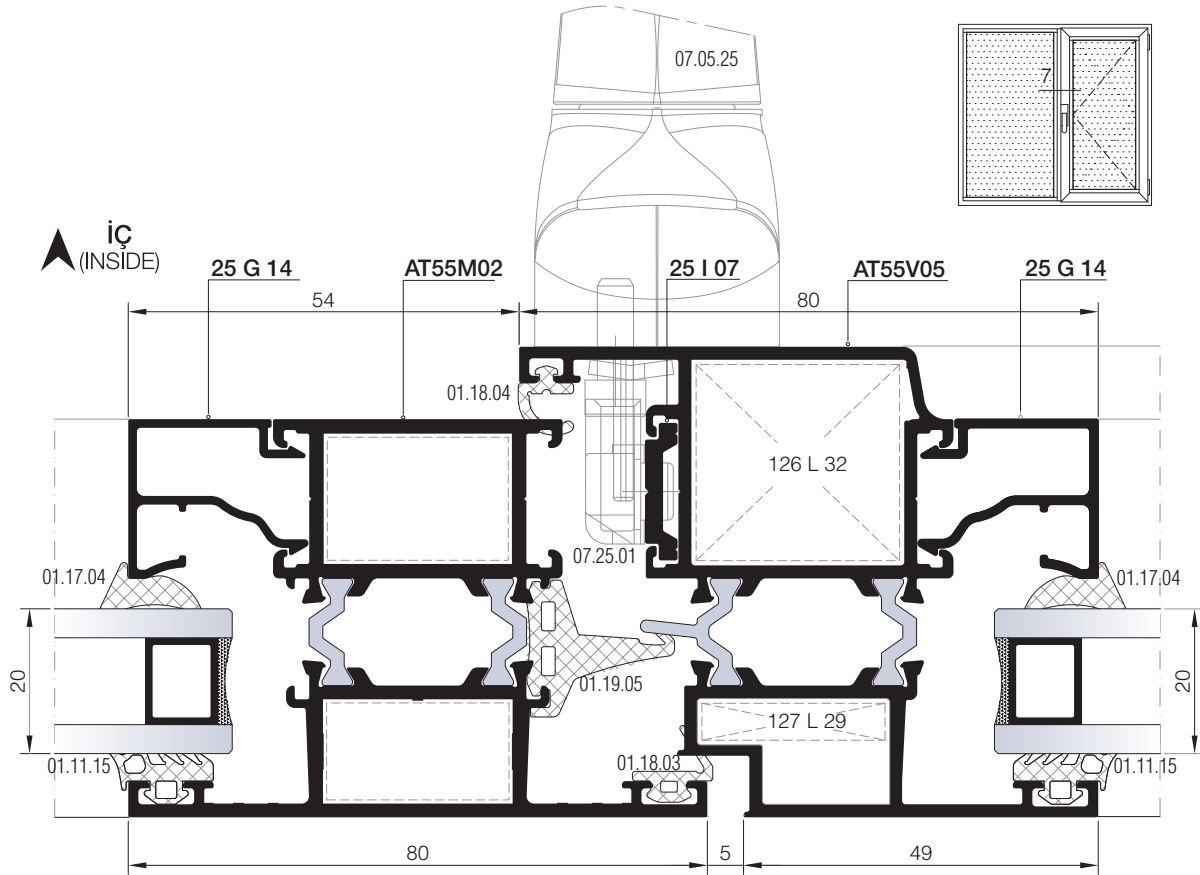
- 01
- 02
- 03
- 04
- 05
- 06
- 07
- 08
- 09
- 10
- 11
- 12



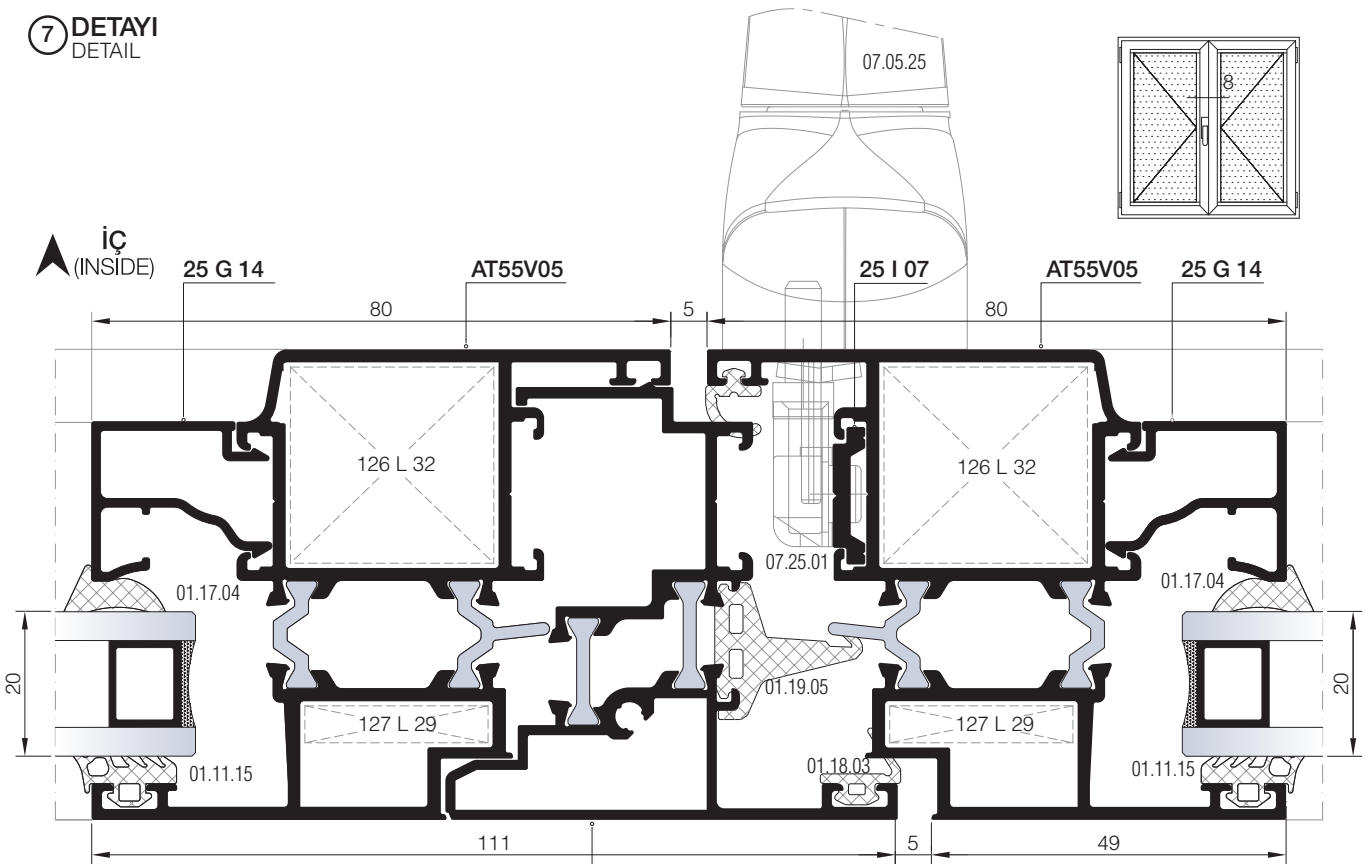
TAHLİYE DELİĞİNİN ÖLÇÜLERİ  
DRAINAGE HOLE DIMENSIONS

DIŞ  
(OUTSIDE) ➔





7 DETAYI  
DETAIL



8 DETAYI  
DETAIL

01

02

03

04

05

06

07

08

09

10

11

12

YATAY PİVOT DETAYLARI  
HORIZONTAL PIVOT DETAILS

01

02

03

04

05

06

07

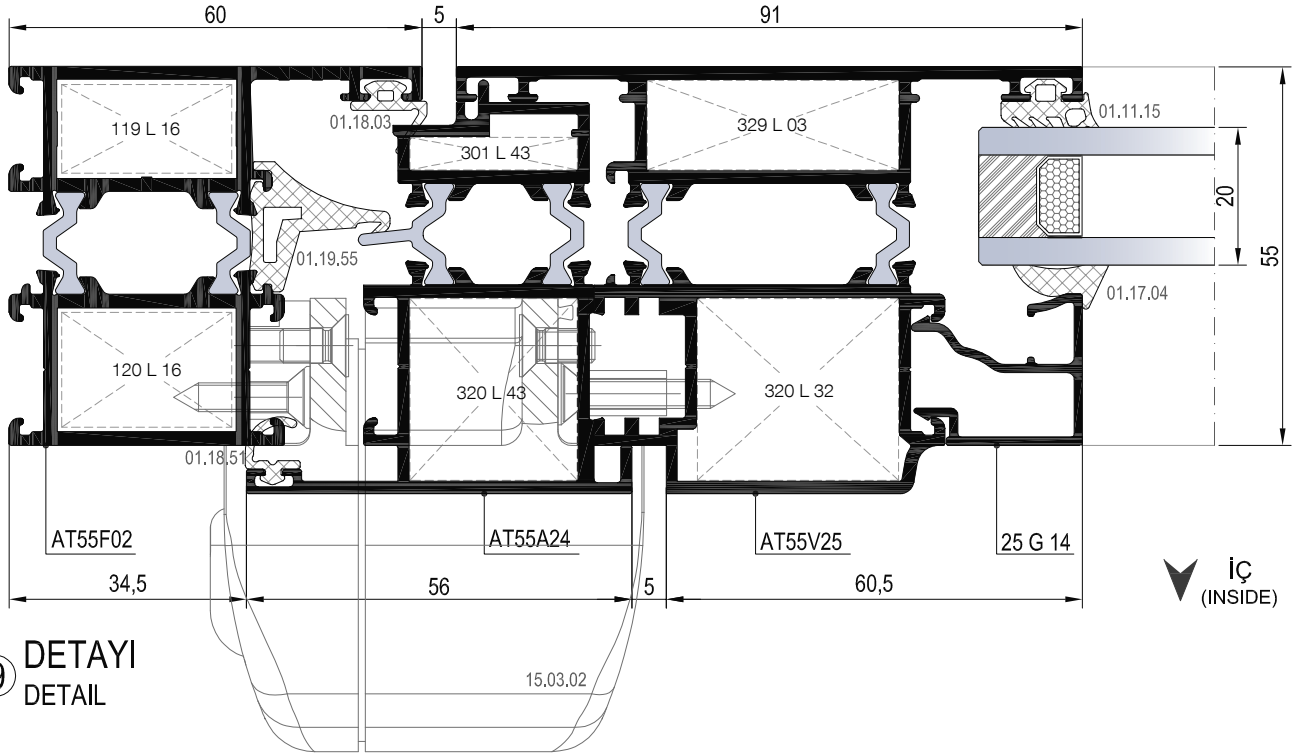
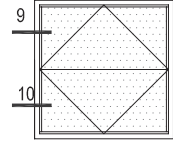
08

09

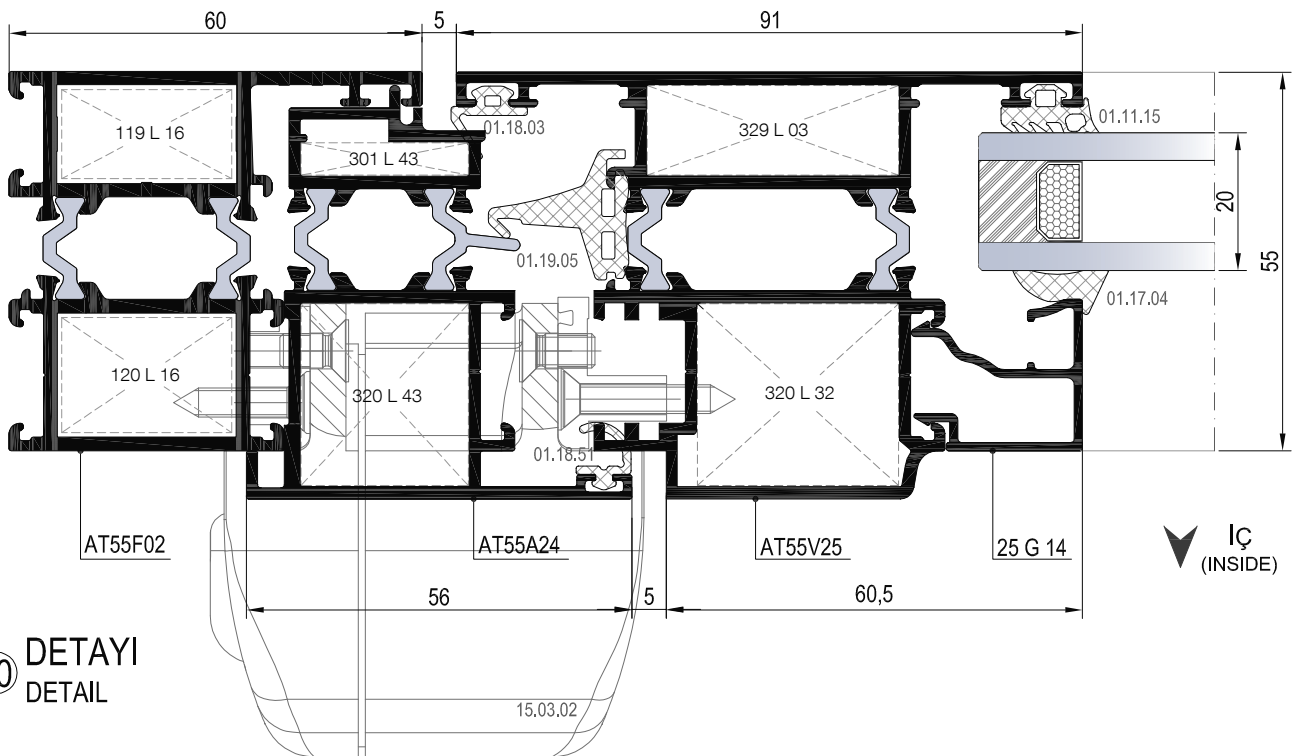
10

11

12

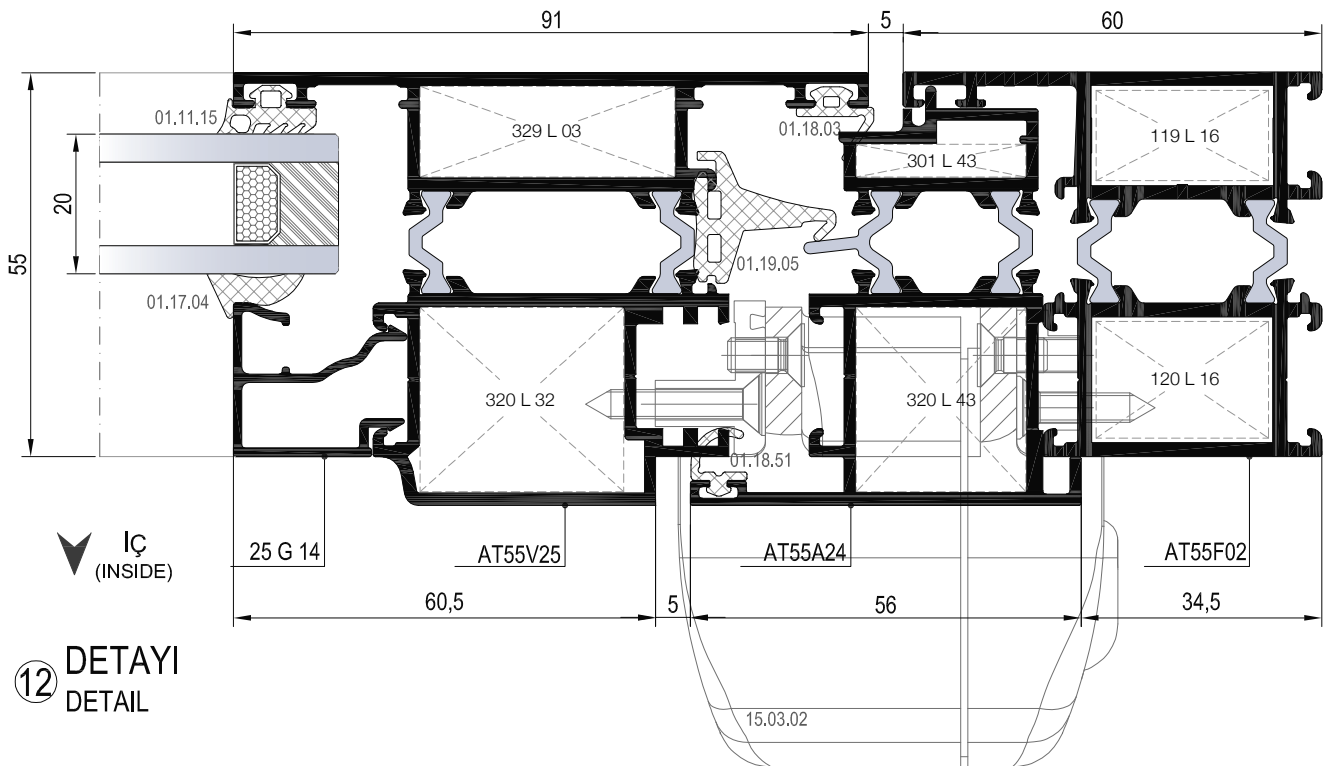
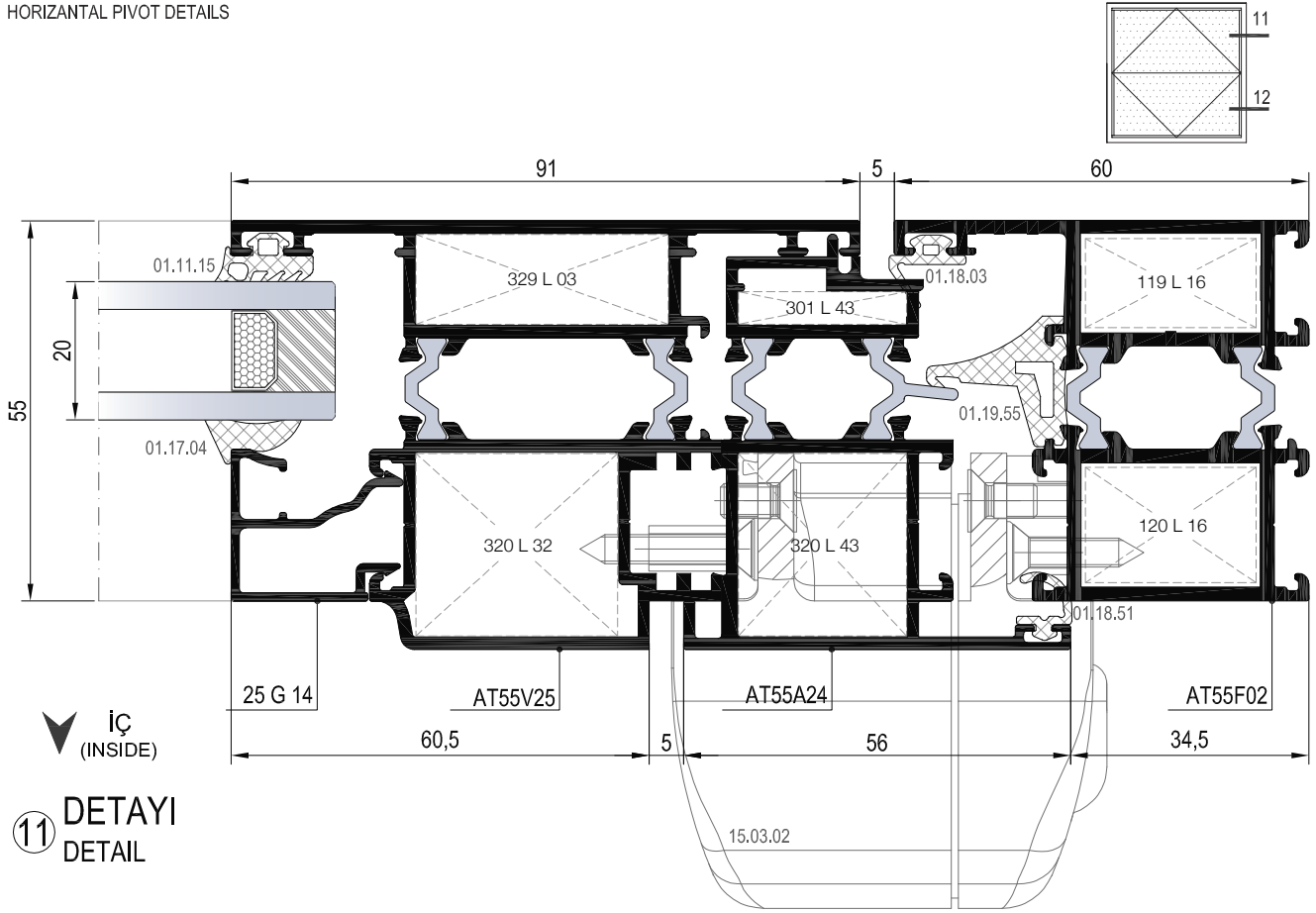


9 DETAYI  
DETAIL



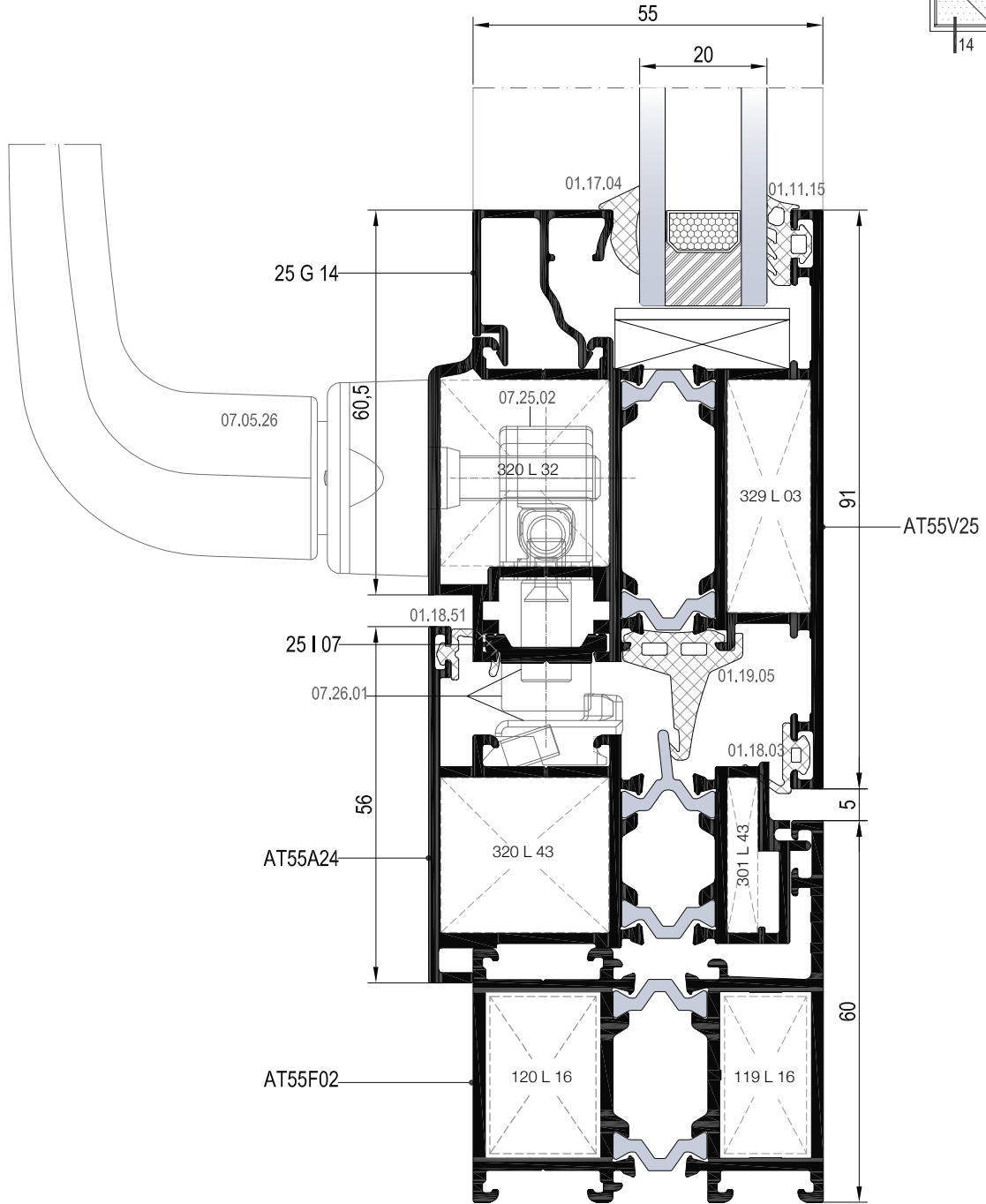
10 DETAYI  
DETAIL

YATAY PİVOT DETAYLARI  
HORIZONTAL PIVOT DETAILS





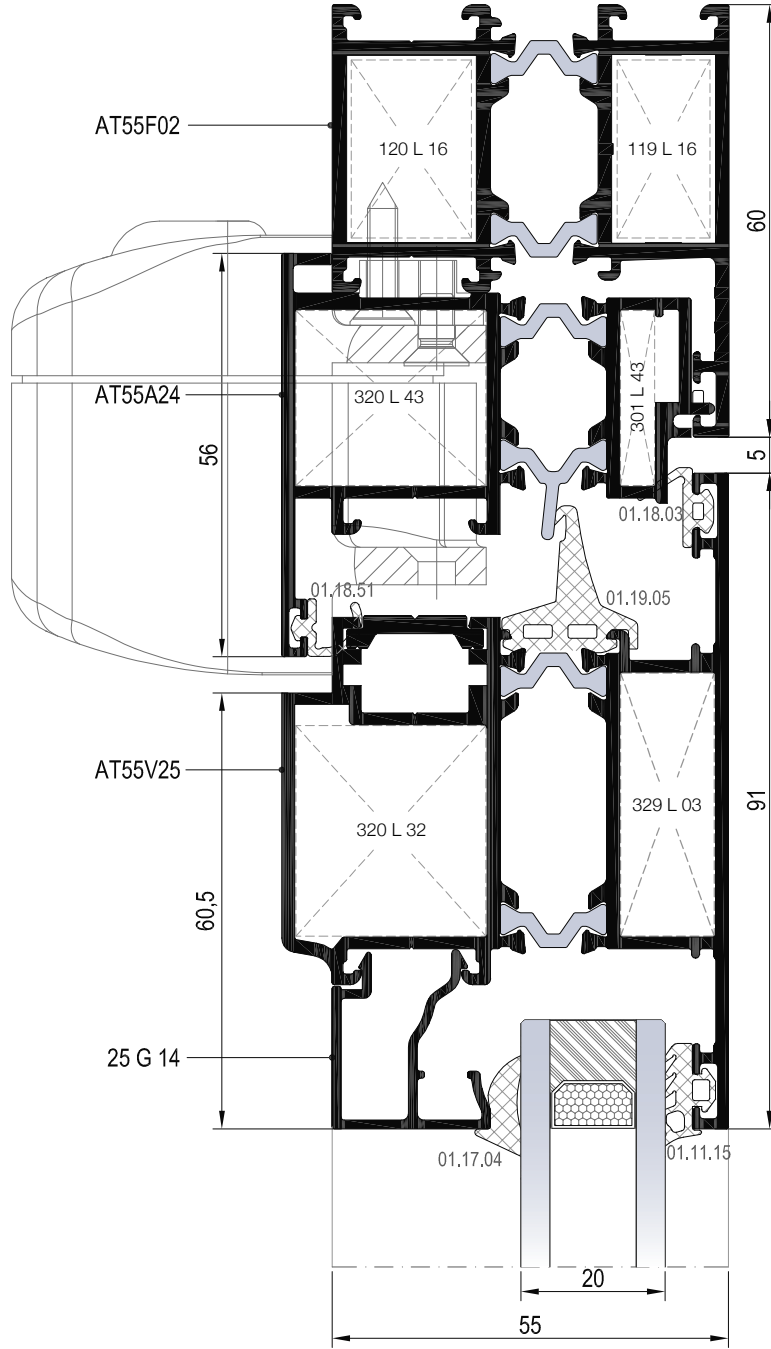
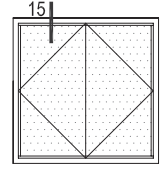
YATAY PİVOT DETAYLARI  
HORIZONTAL PIVOT DETAILS



14 DETAYI  
DETAIL

DIŞ  
(OUTSIDE) ➔

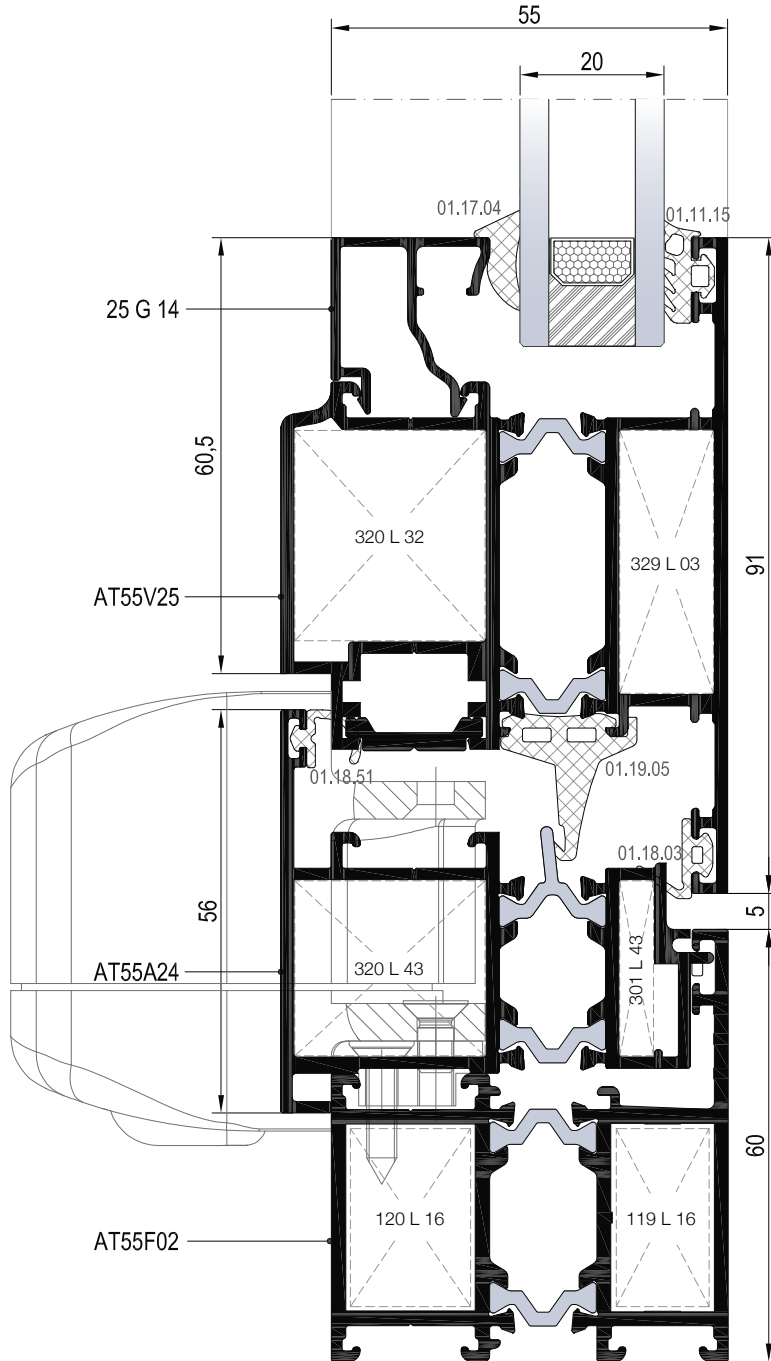
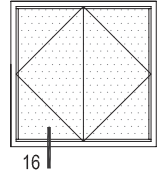
DİKEY PİVOT DETAYLARI  
VERTICAL PIVOT DETAILS



15 DETAYI  
DETAIL

DIŞ  
(OUTSIDE) ➔

DIKEY PIVOT DETAYLARI  
VERTICAL PIVOT DETAILS



01

02

03

04

05

06

07

08

09

10

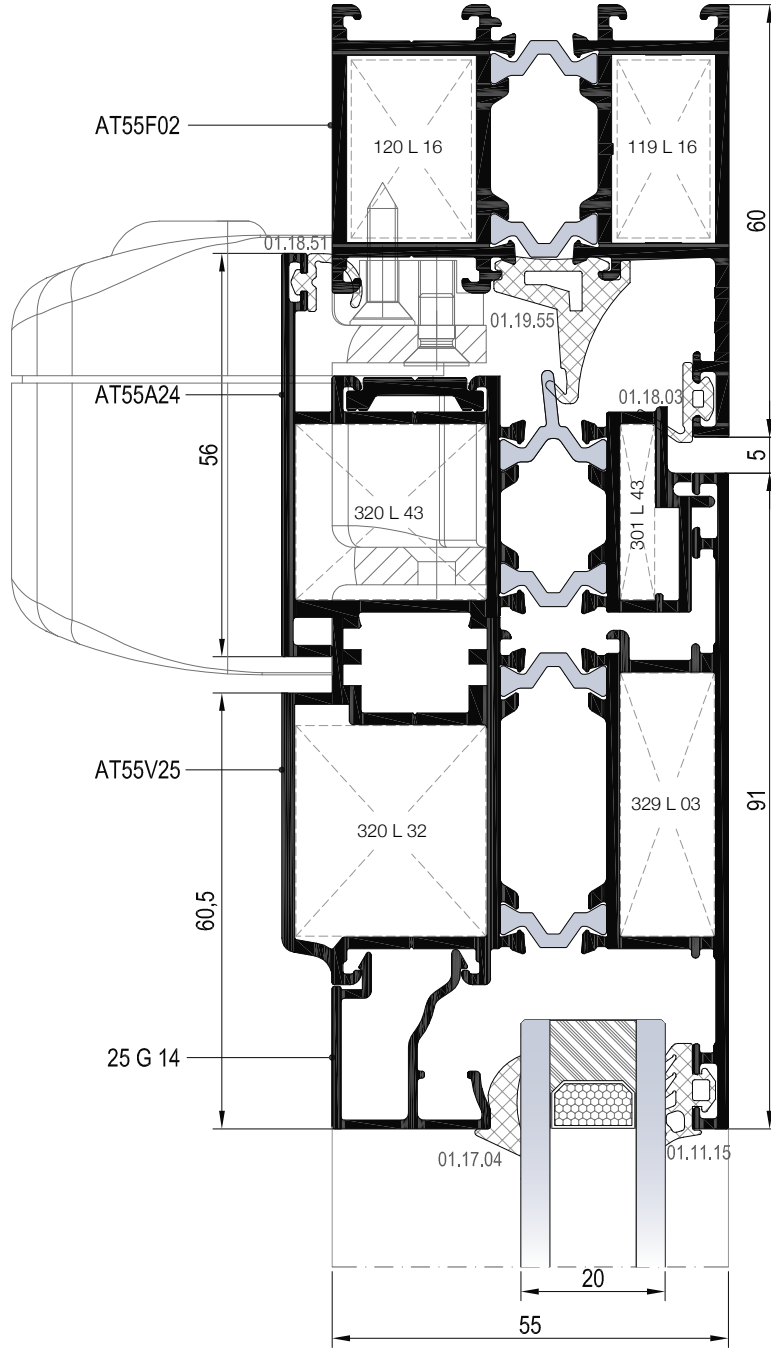
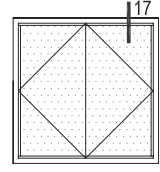
11

12

16 DETAYI  
DETAIL

DIŞ  
(OUTSIDE) ➔

DİKEY PİVOT DETAYLARI  
VERTICAL PIVOT DETAILS

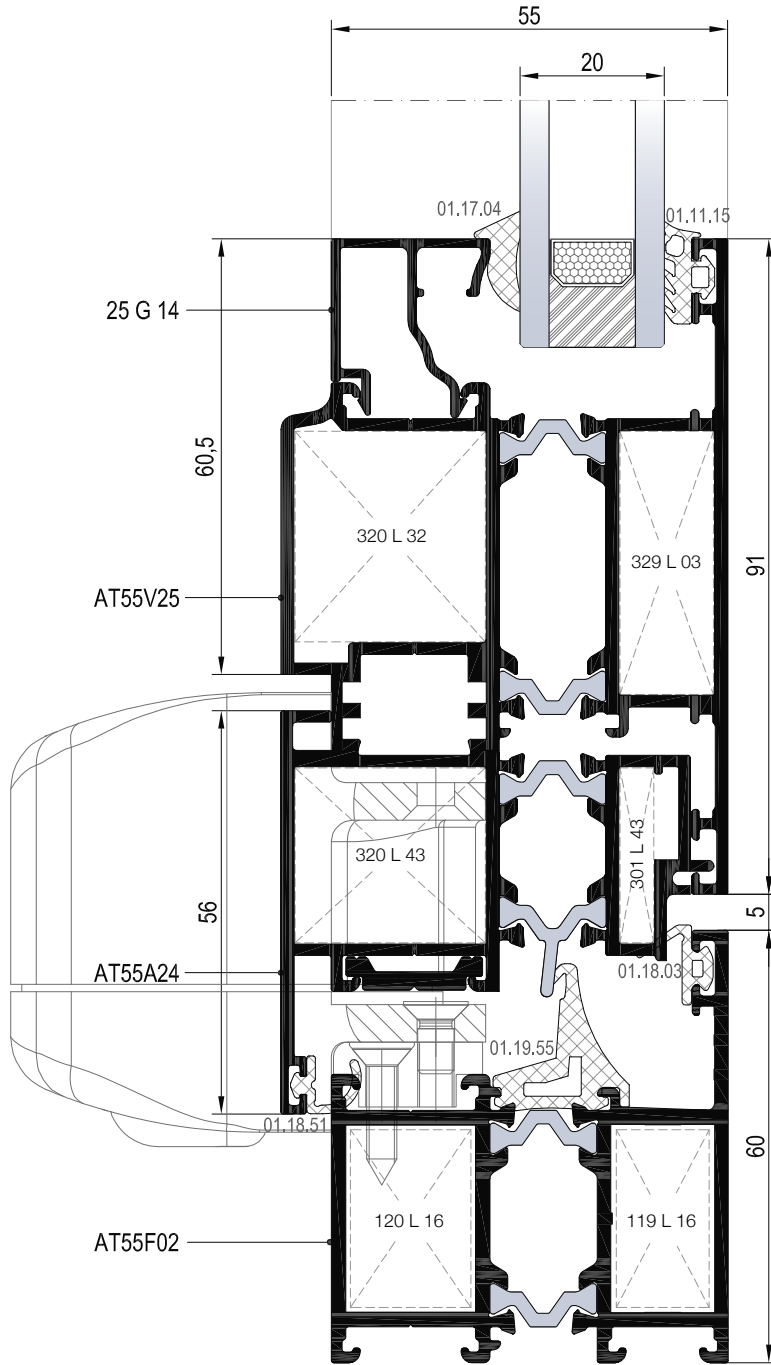
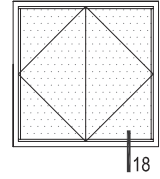


17 DETAYI  
DETAIL

DIŞ  
(OUTSIDE) ➔



DIKEY PİVOT DETAYLARI  
VERTICAL PIVOT DETAILS



01

02

03

04

05

06

07

08

09

10

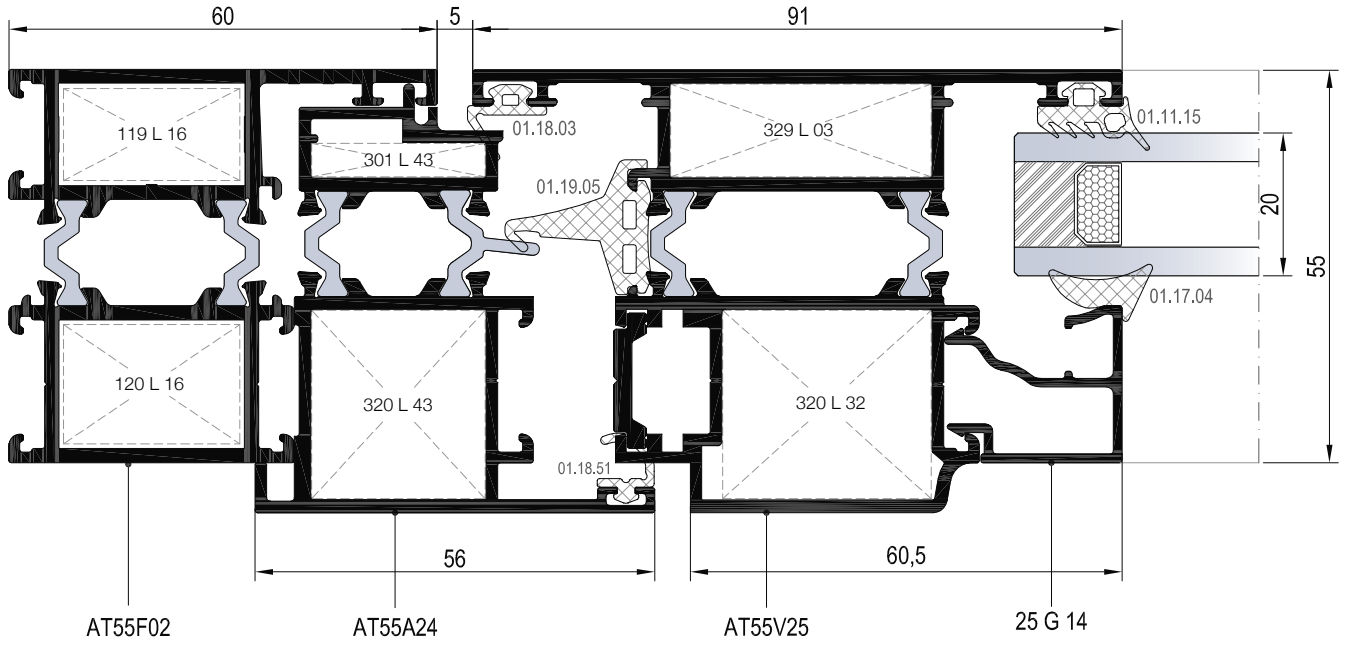
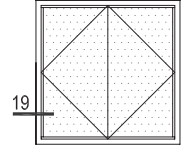
11

12

18 DETAYI  
DETAIL

DIŞ  
(OUTSIDE) ➔

DİKEY PİVOT DETAYLARI  
VERTICAL PIVOT DETAILS

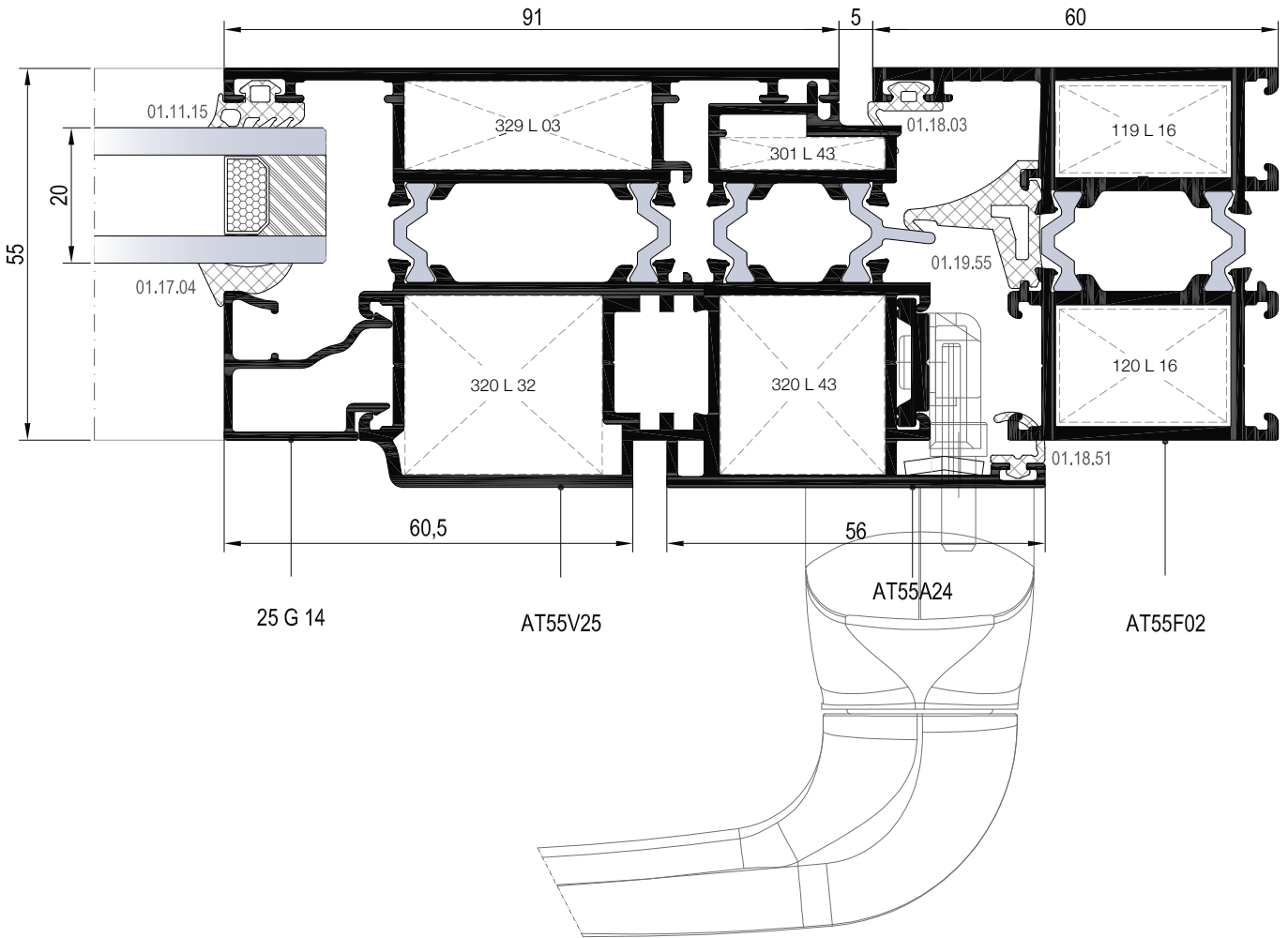
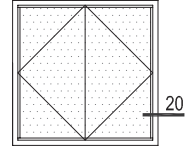


120 L 16

19 DETAYI  
DETAIL

▼ İÇ  
(INSIDE)

DİKEY PİVOT DETAYLARI  
VERTICAL PIVOT DETAILS



01

02

03

04

05

06

07

08

09

10

11

12

01

02

03

04

05

06

07

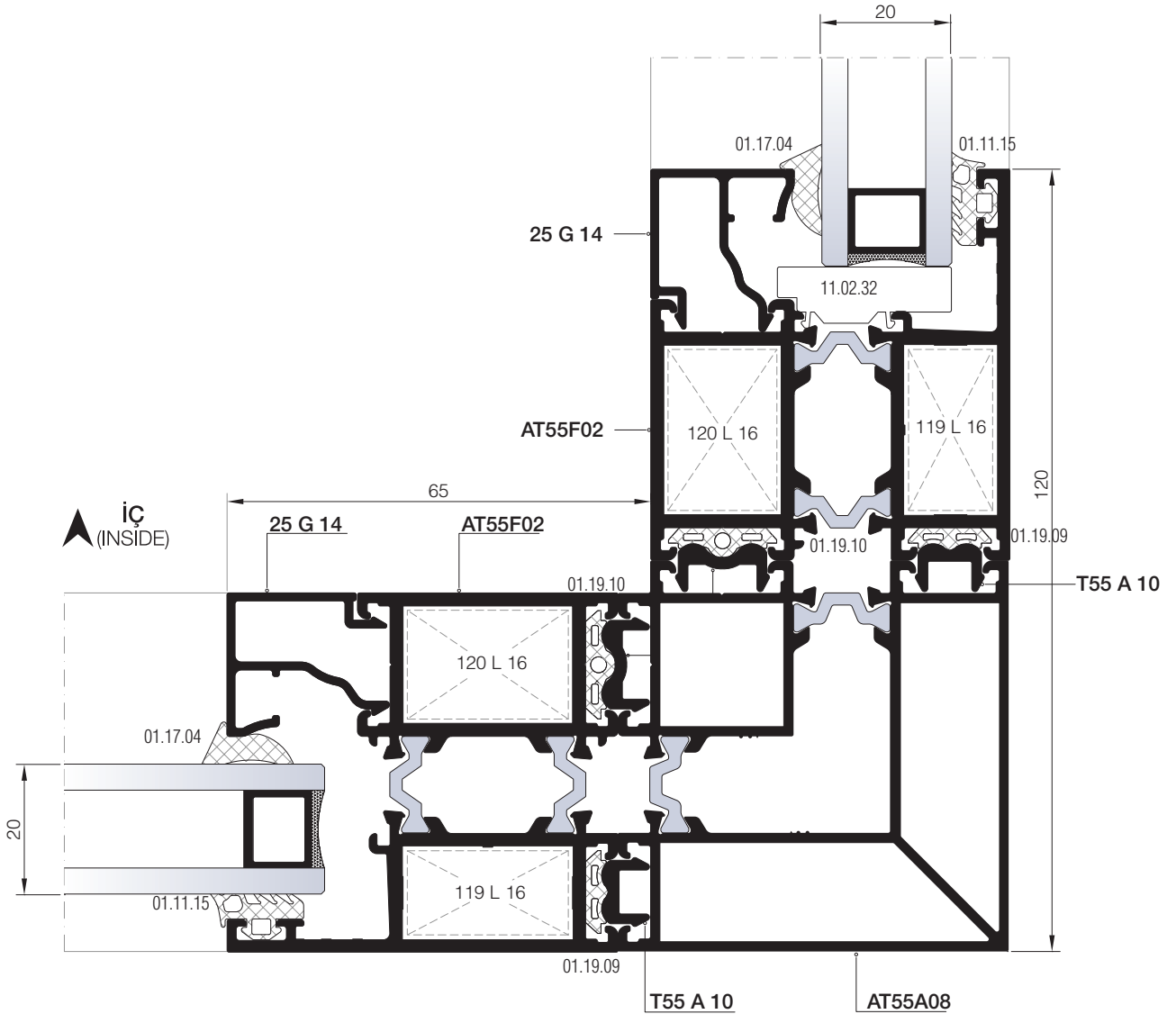
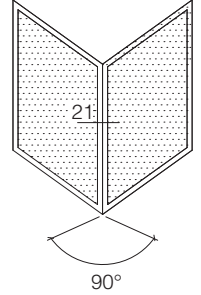
08

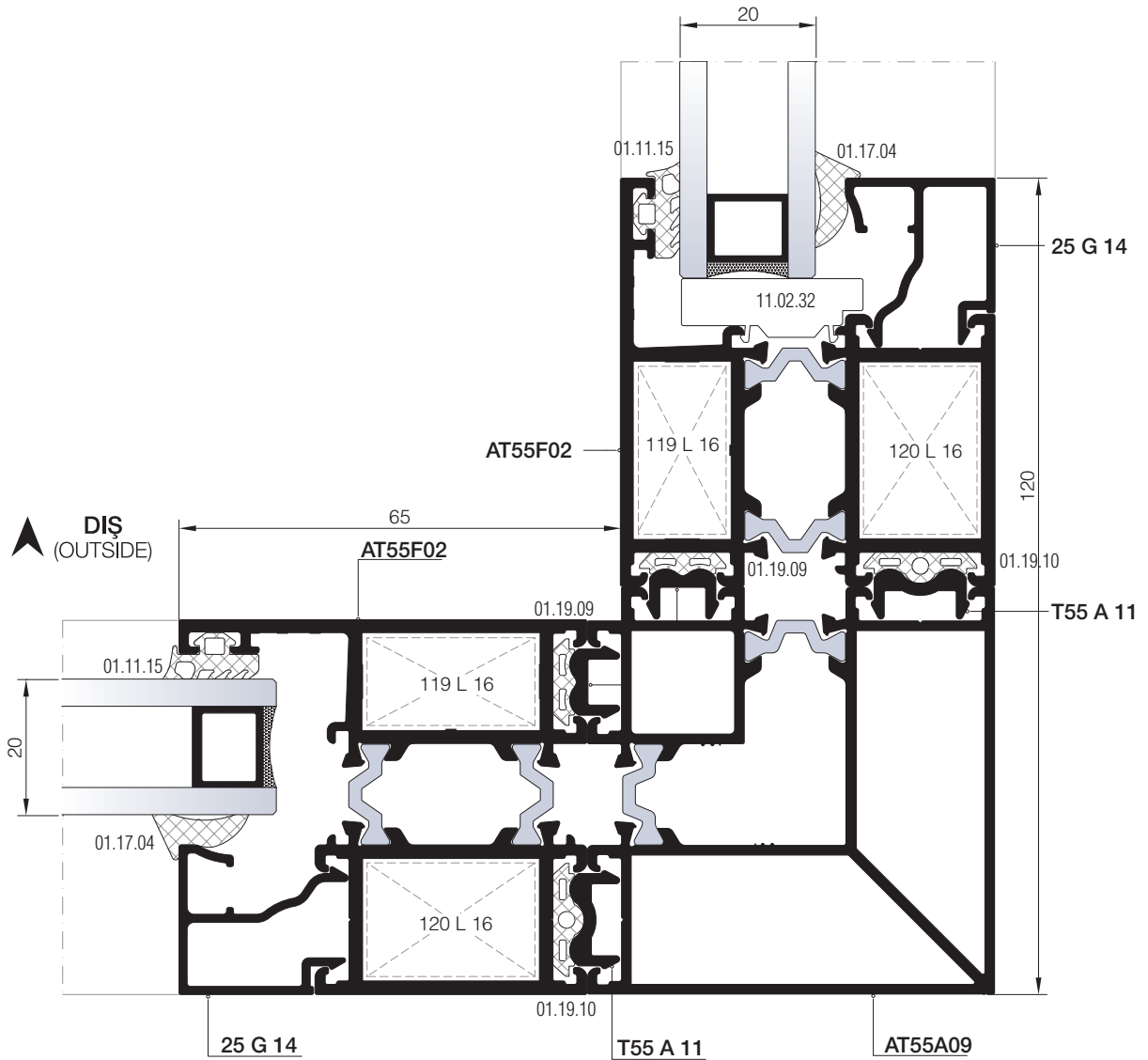
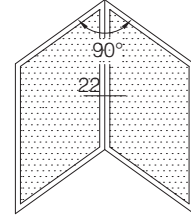
09

10

11

12





01

02

03

04

05

06

07

08

09

10

11

12

01

İÇE AÇILIM BİNLİ KAPI DETAYLARI  
INWARD OPENING DOOR DETAILS

02

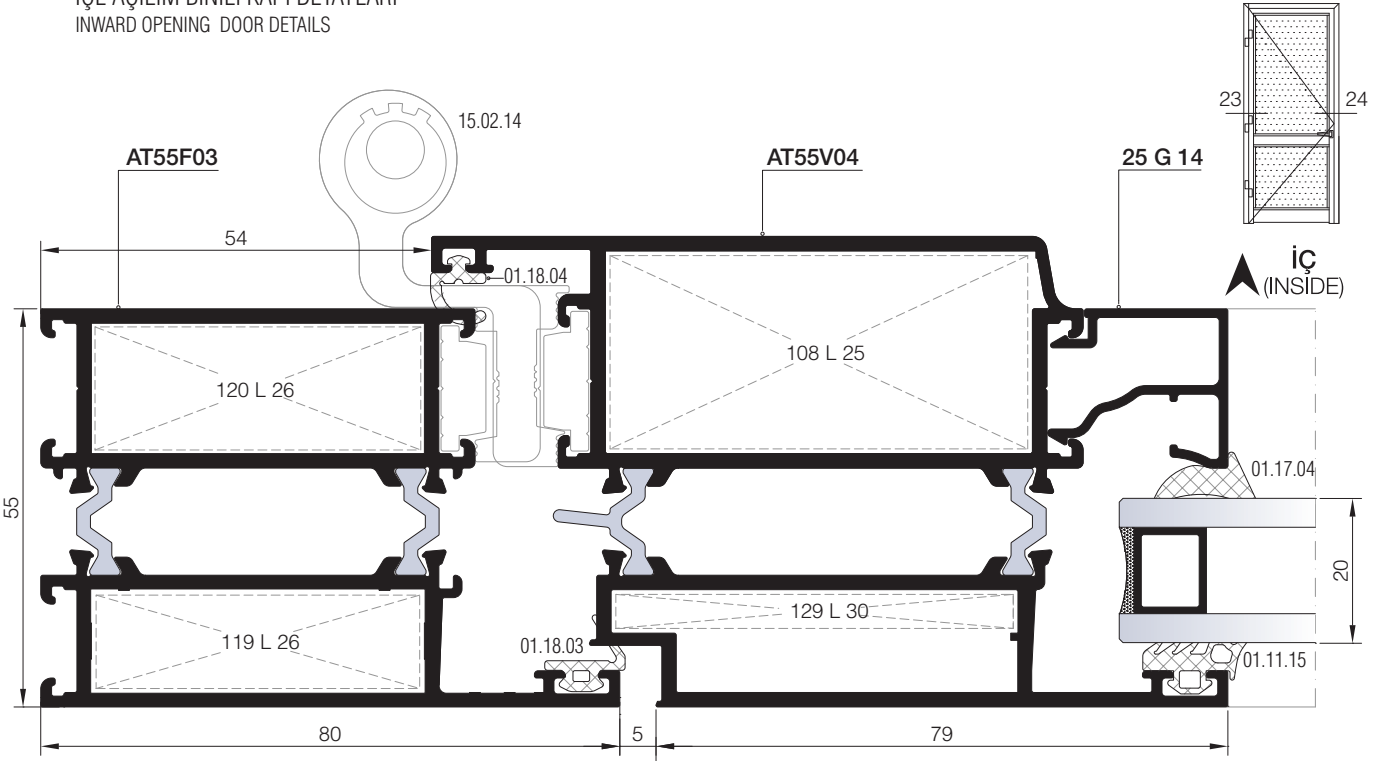
03

04

05

06

07



23 DETAYI  
DETAIL

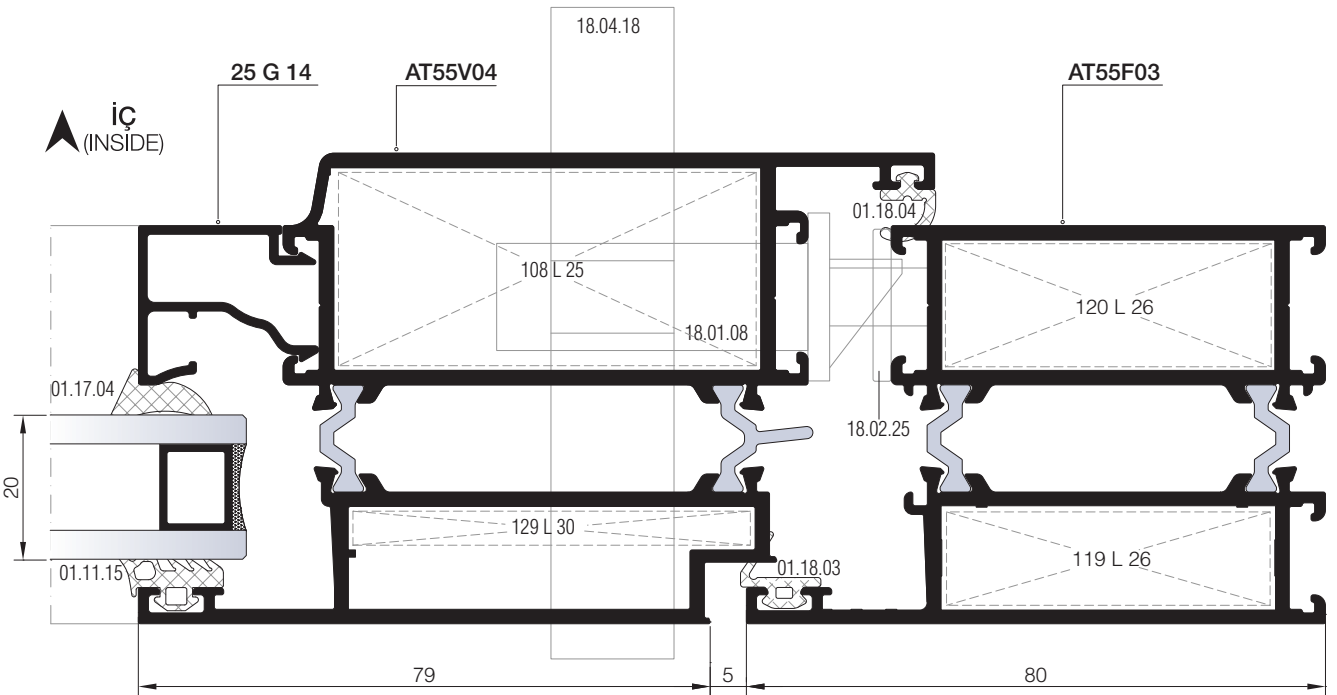
08

09

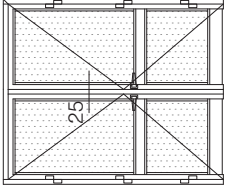
10

11

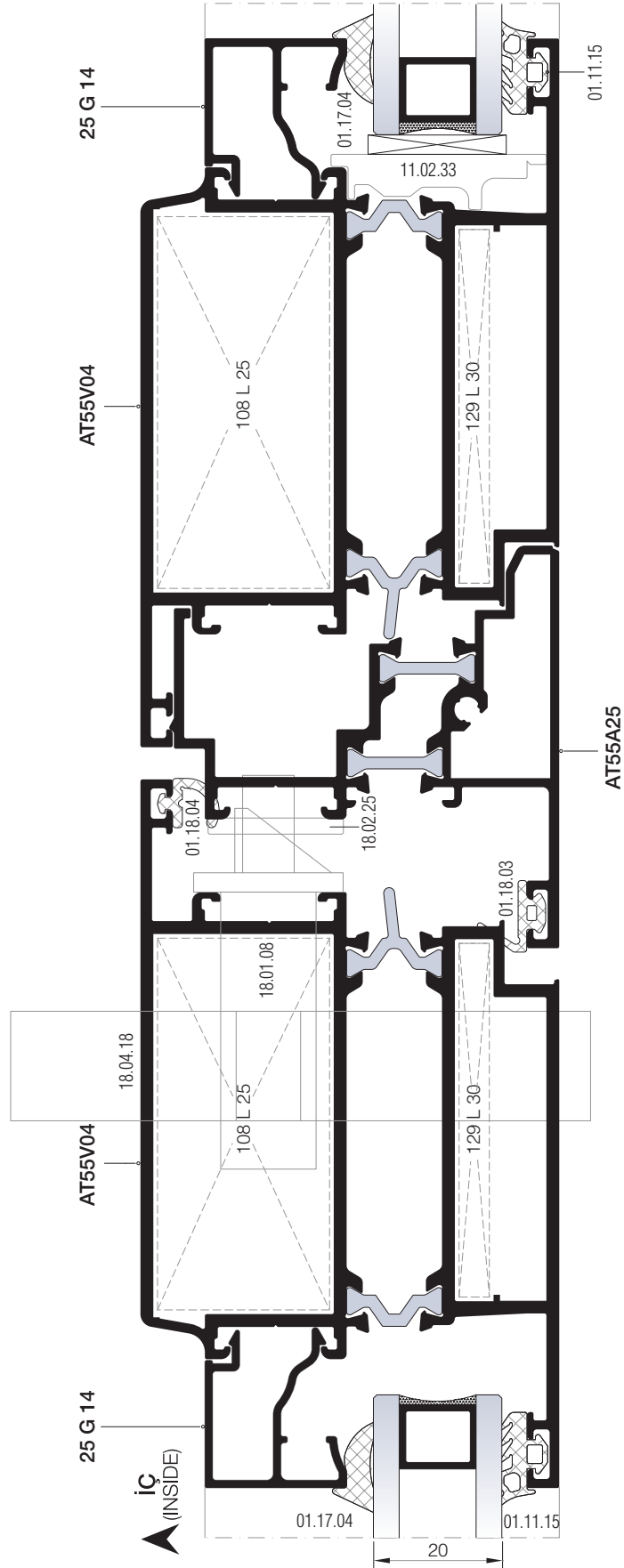
12



24 DETAYI  
DETAIL



İÇE AÇILIM BİNLİ KAPI DETAYLARI



01

02

03

04

05

06

07

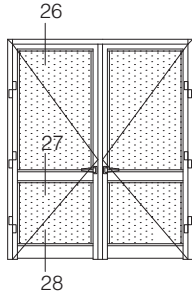
08

09

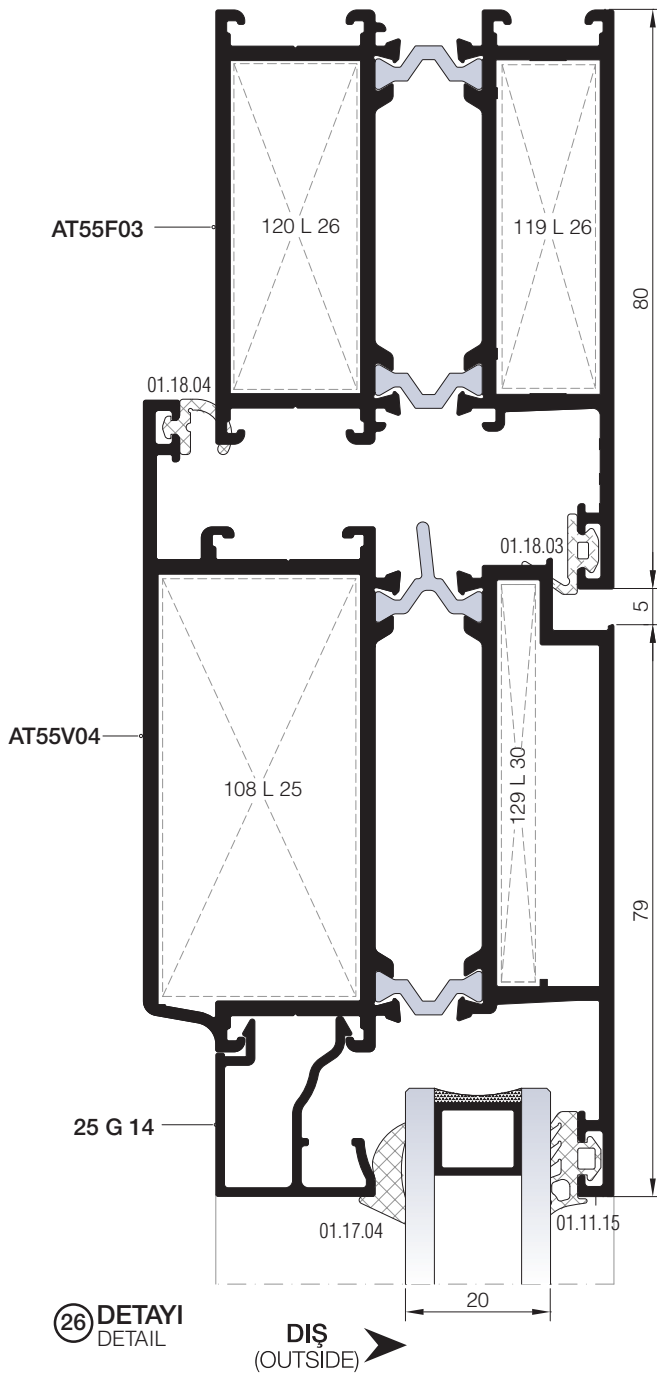
10

11

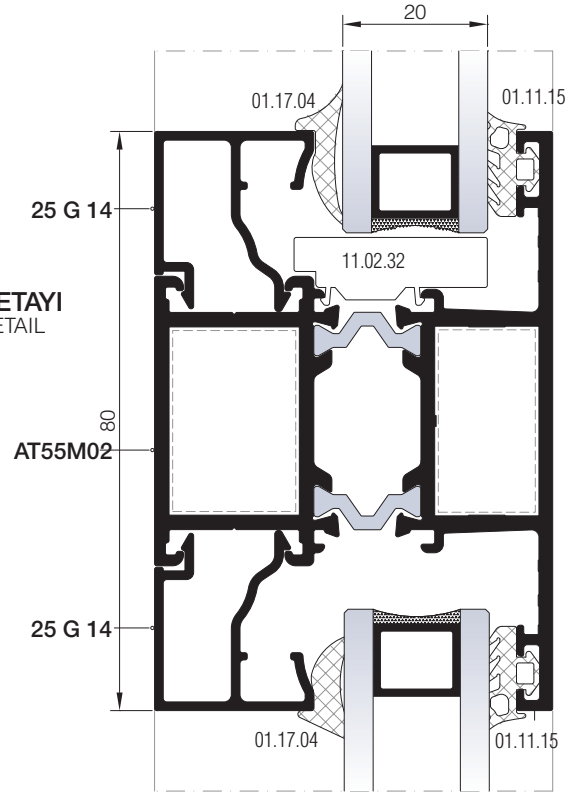
12



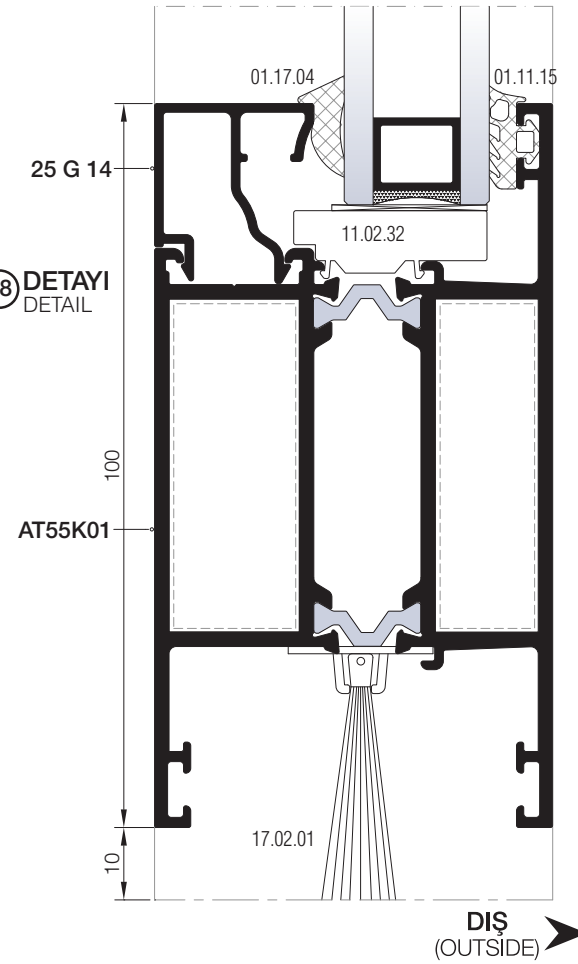
İÇE AÇILIM BİNLİ KAPI DETAYLARI  
INWARD OPENING DOOR DETAILS



(27) DETAYI  
DETAIL

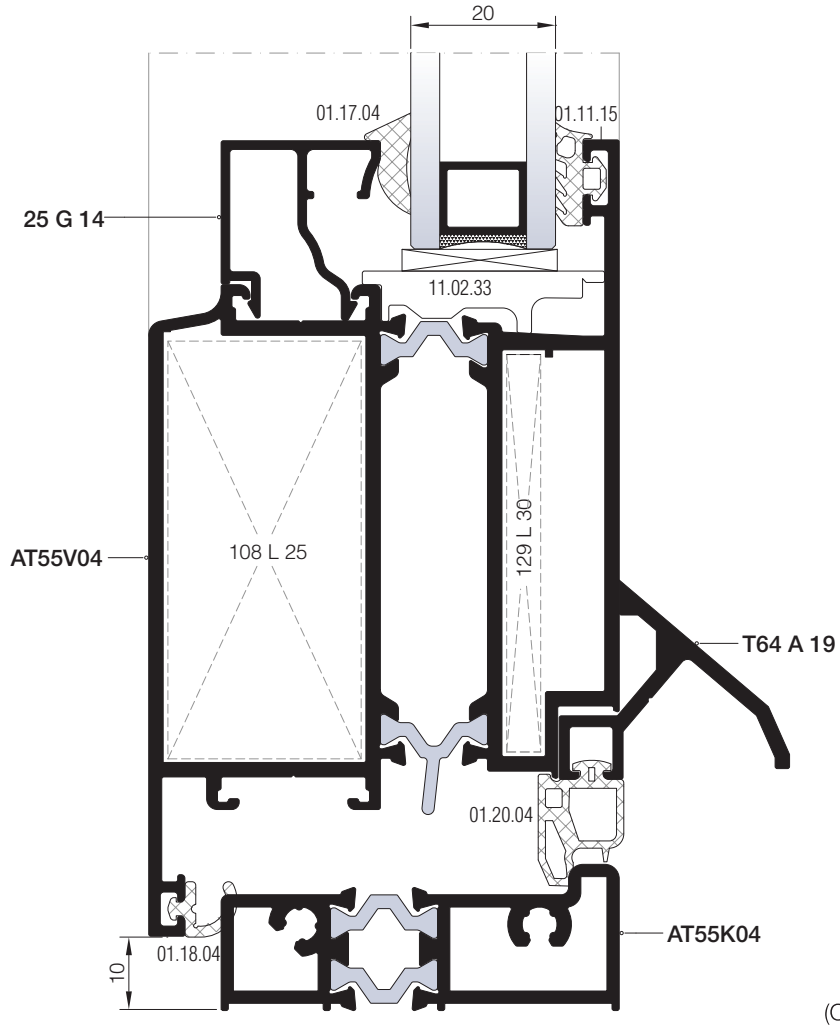
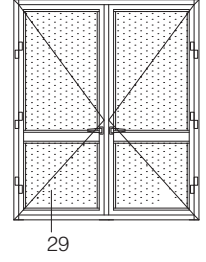


(28) DETAYI  
DETAIL





İÇE AÇILIM BİNLİ KAPI DETAYLARI  
INWARD OPENING DOOR DETAILS



29 DETAYI  
DETAIL

01

02

03

04

05

06

07

08

09

10

11

12

01

DIŐA AÇILIM BİNİLİ KAPI DETAYLARI  
OUTWARD OPENING DOOR DETAILS

02

03

04

05

06

07

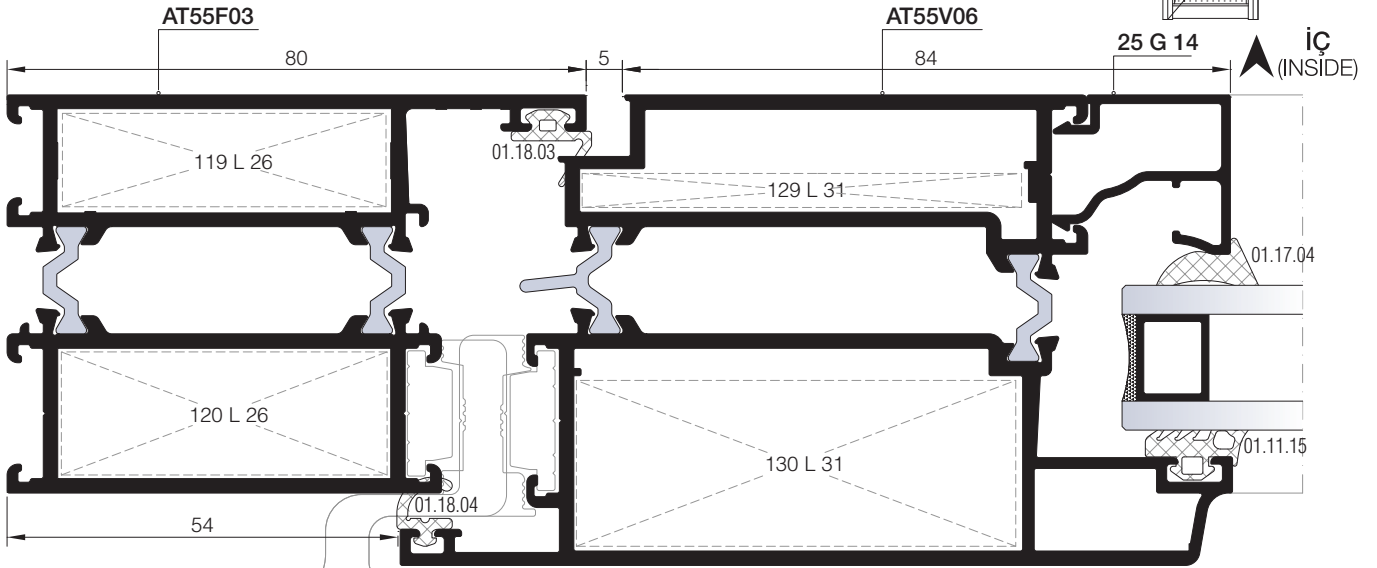
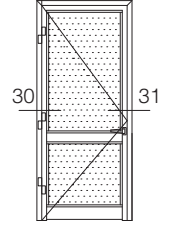
08

09

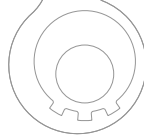
10

11

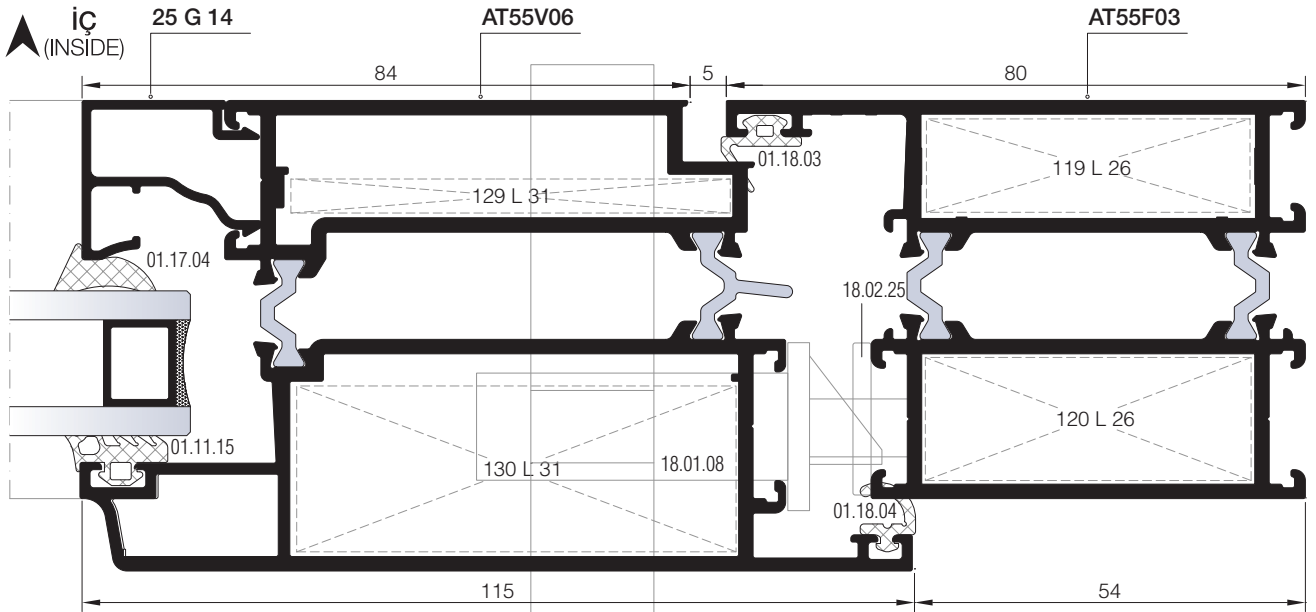
12



30 DETAYI  
DETAIL



15.02.14



31 DETAYI  
DETAIL

18.04.18



DIŐA AÇILIM ADAPTÖRLÜ KAPI DETAYLARI  
OUTWARD OPENING DOOR DETAILS

01

02

03

04

05

06

07

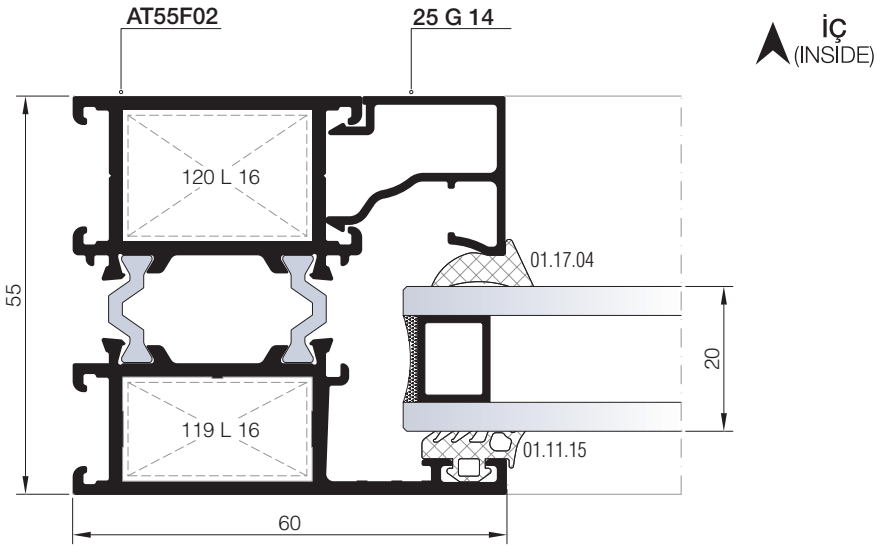
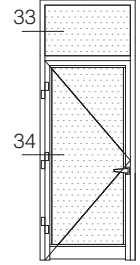
08

09

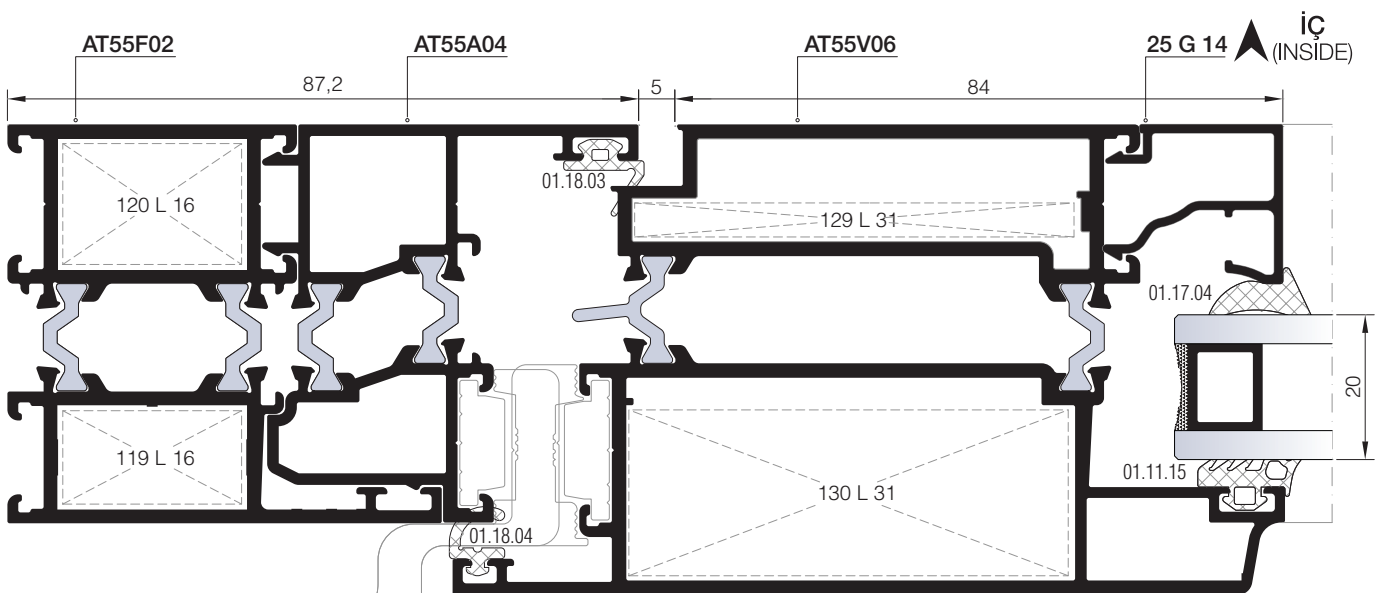
10

11

12



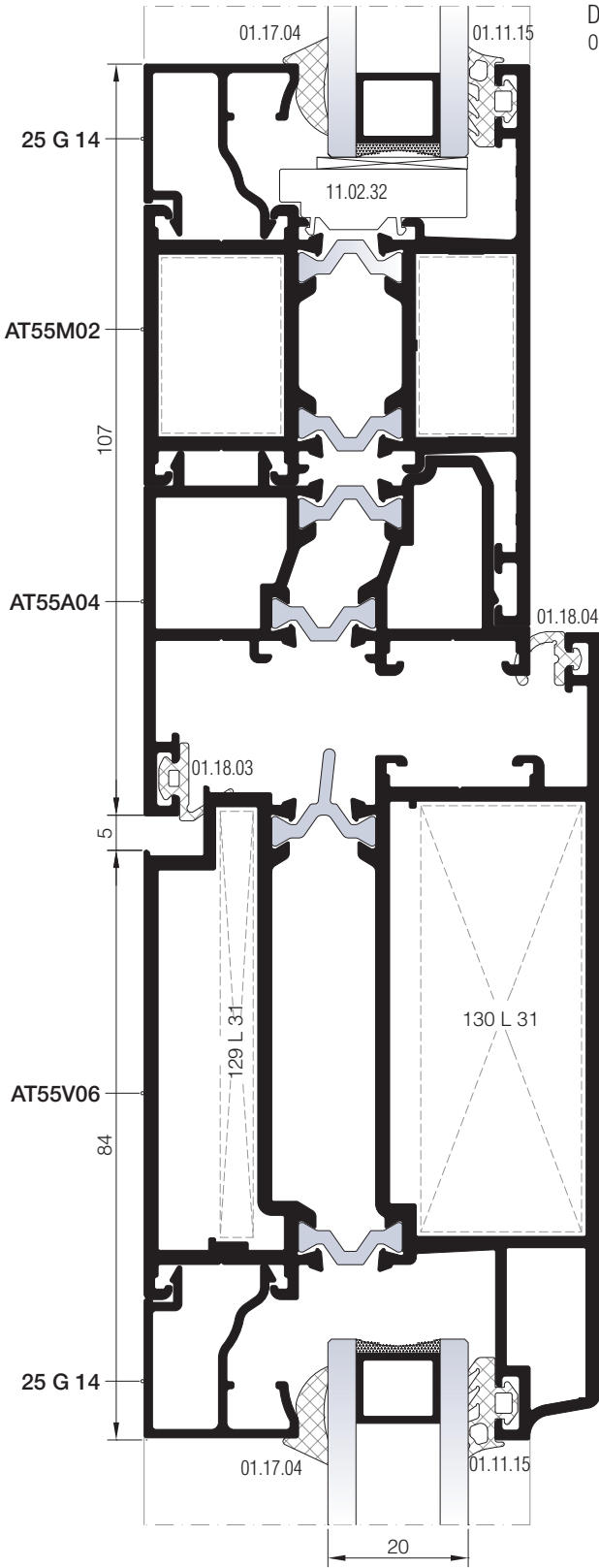
33 DETAYI  
DETAIL



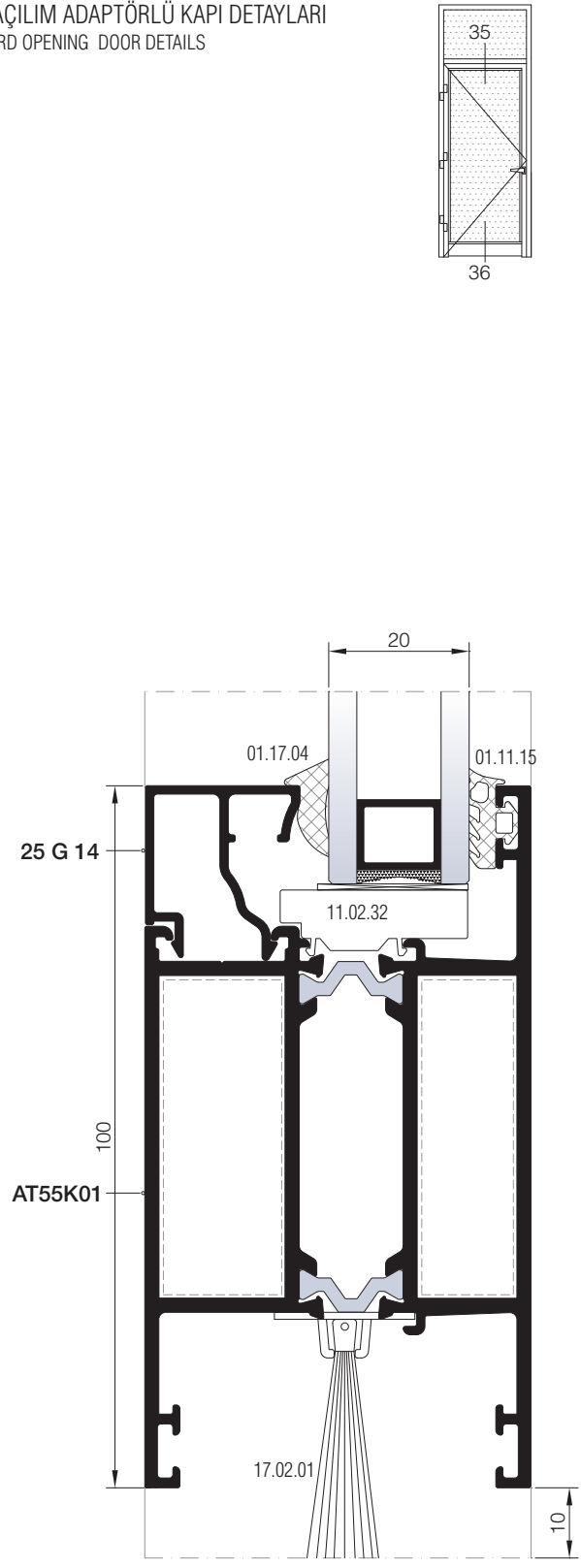
34 DETAYI  
DETAIL



DIŞA AÇILIM ADAPTÖRLÜ KAPI DETAYLARI  
OUTWARD OPENING DOOR DETAILS



35 DETAYI  
DETAIL



36 DETAYI  
DETAIL

DIŞ  
(OUTSIDE) ➔

01

02

03

04

05

06

07

08

09

10

11

12

01

DIŐA AÇILIM ADAPTÖRLÜ KAPI DETAYLARI  
OUTWARD OPENING DOOR DETAILS

02

03

04

05

06

07

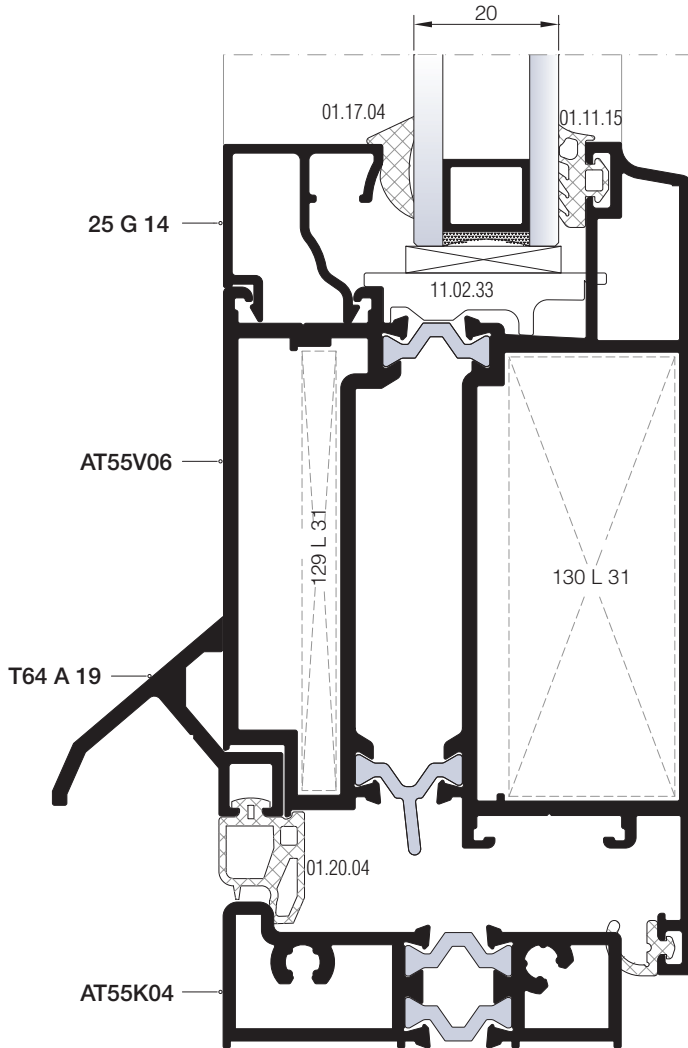
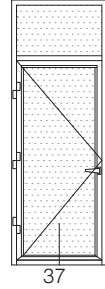
08

09

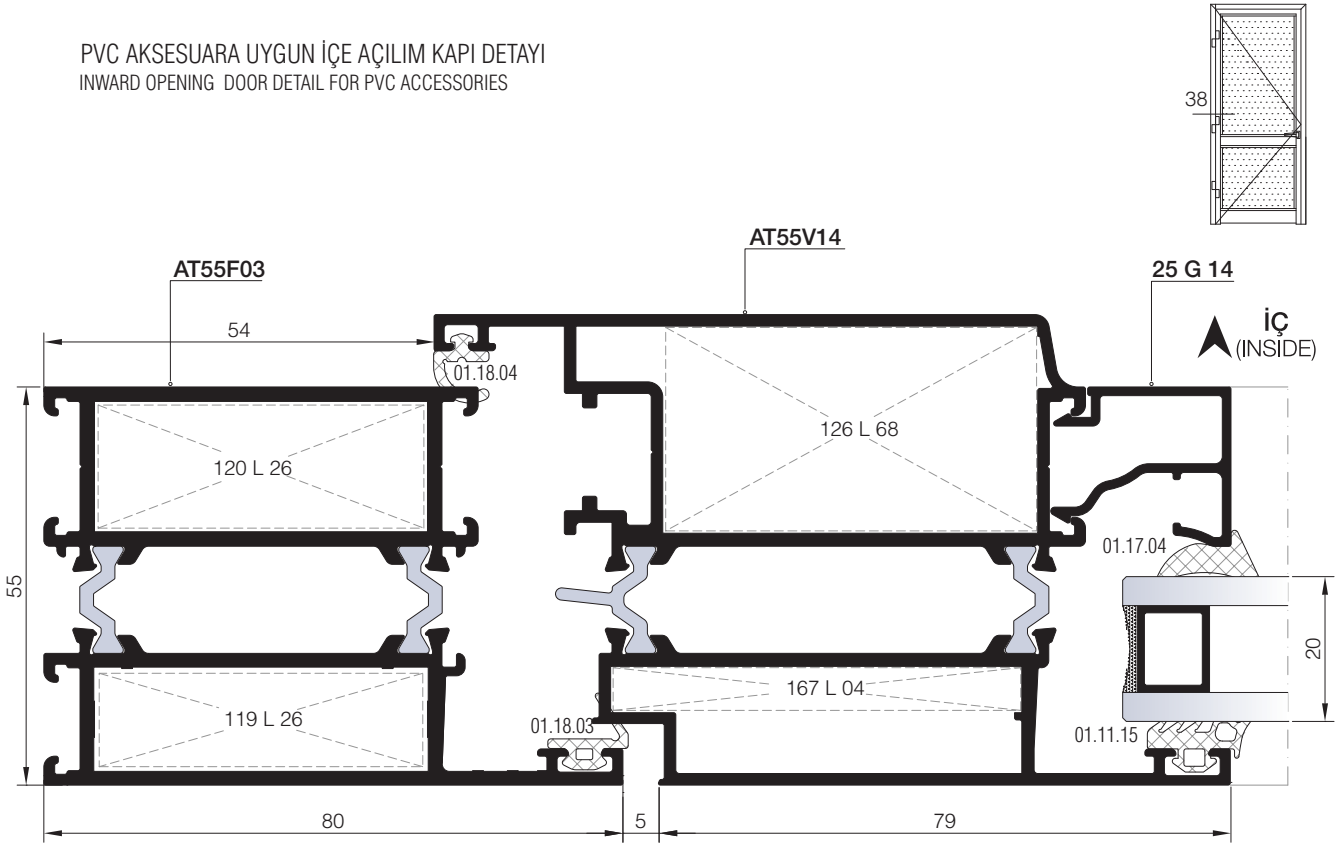
10

11

12

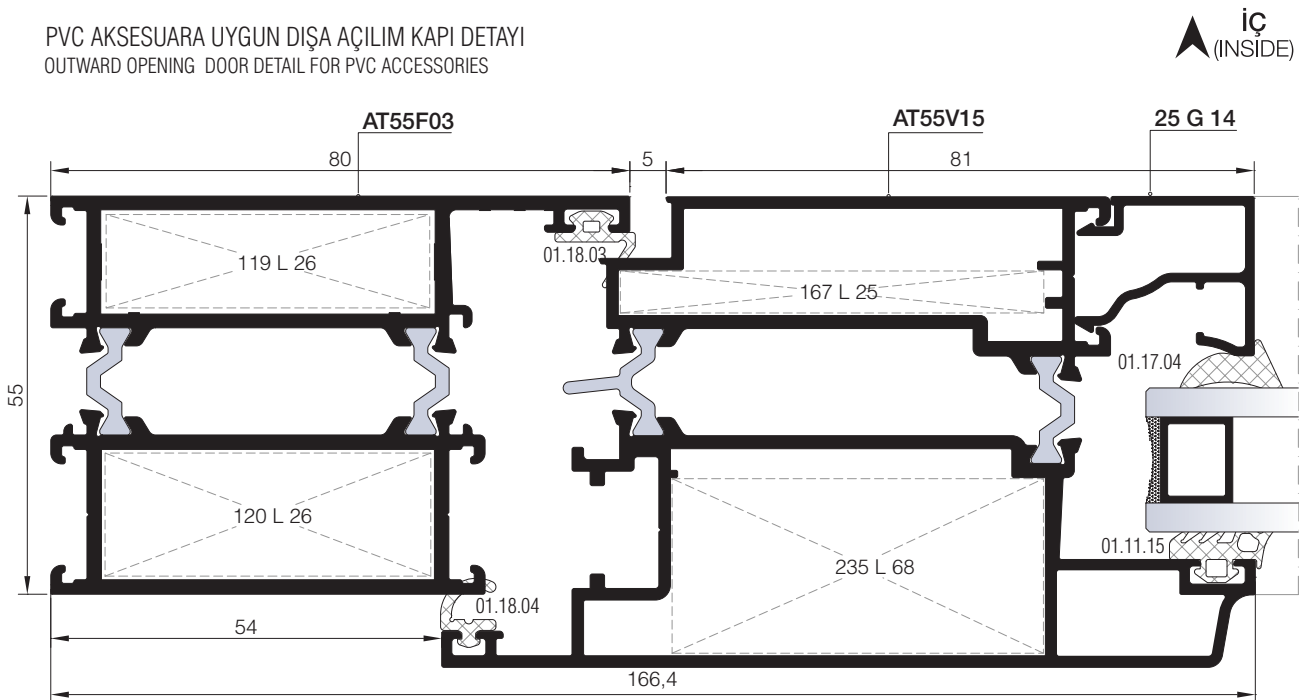


PVC AKSESUARA UYGUN İÇE AÇILIM KAPI DETAYI  
INWARD OPENING DOOR DETAIL FOR PVC ACCESSORIES



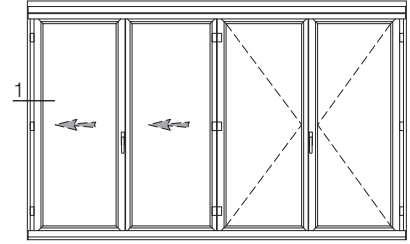
38 DETAYI  
DETAIL

PVC AKSESUARA UYGUN DIŞA AÇILIM KAPI DETAYI  
OUTWARD OPENING DOOR DETAIL FOR PVC ACCESSORIES

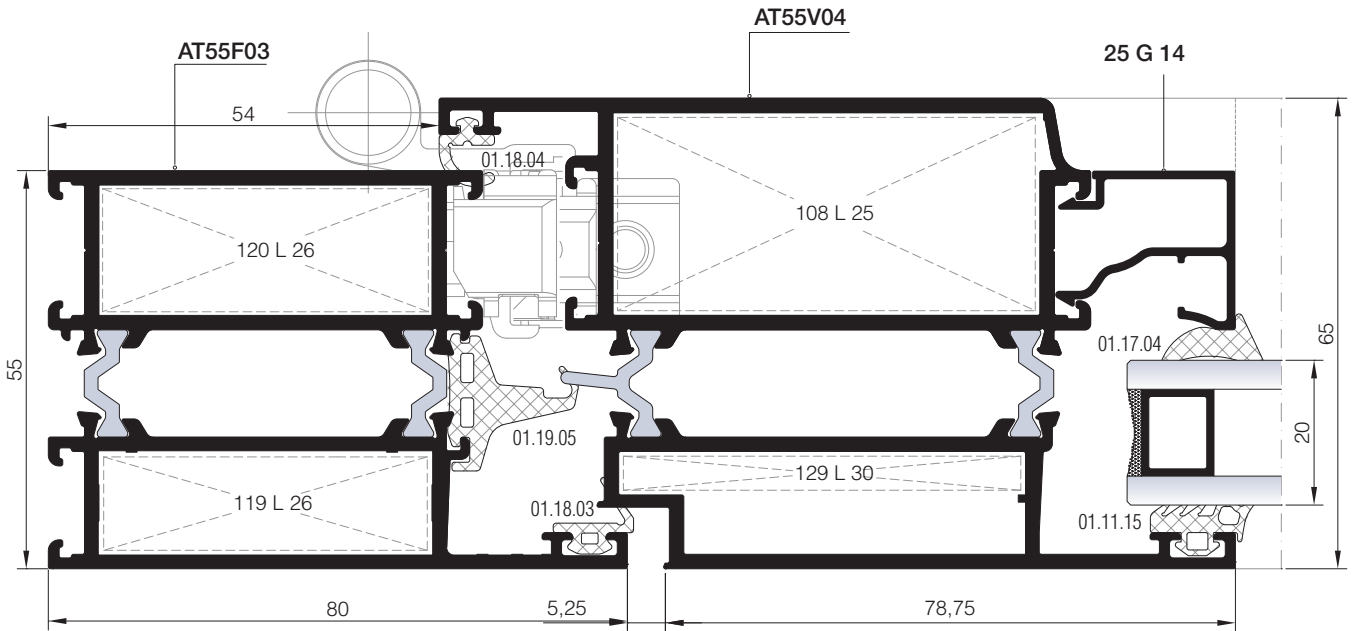


38A DETAYI  
DETAIL

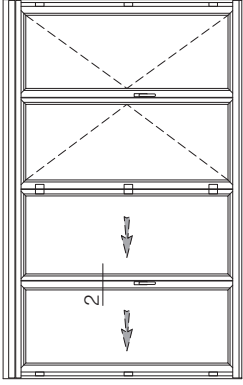
KATLANIR KAPI DETAYI  
FOLDING DOOR DETAILS



▲ iÇ  
(INSIDE)



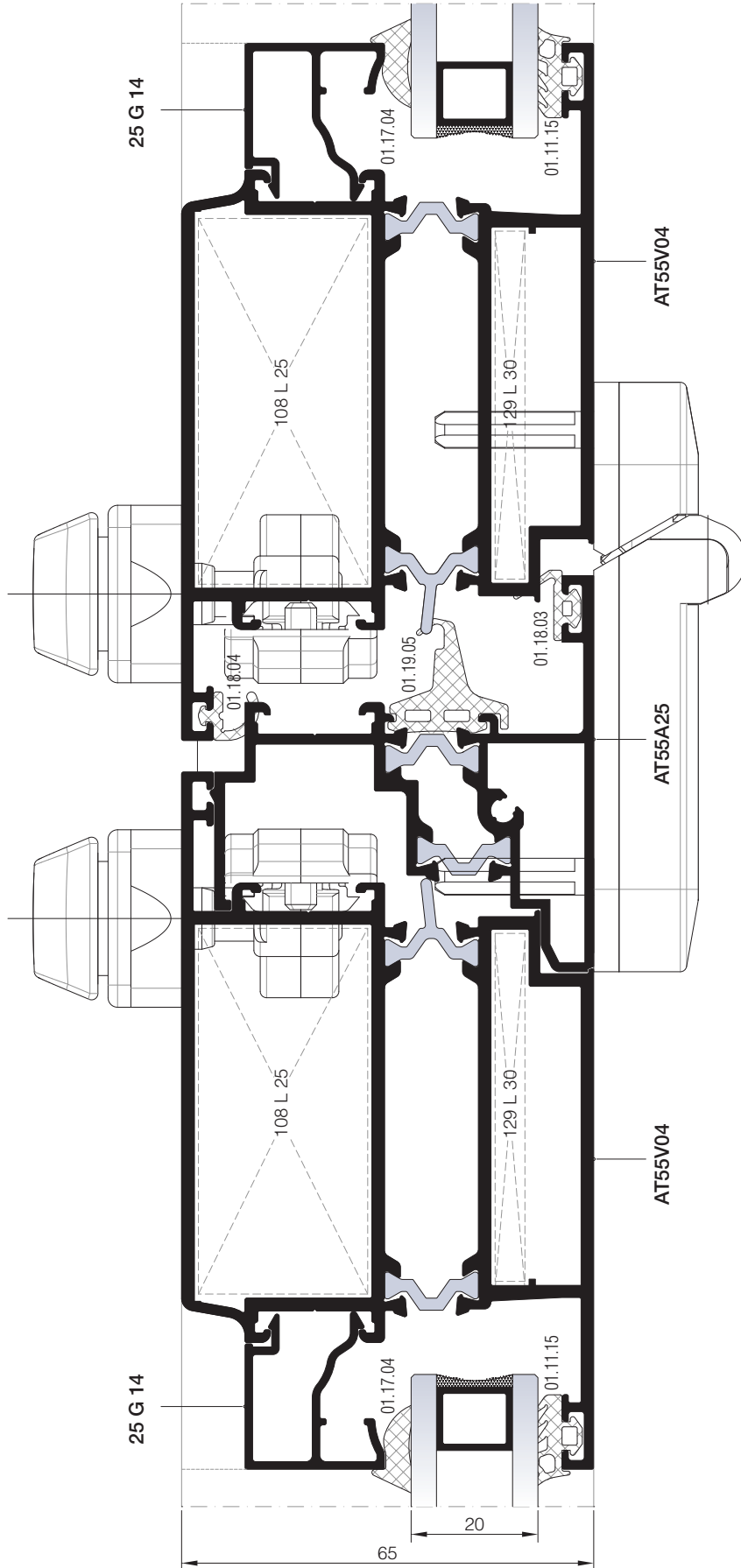




KATLANIR KAPI DETAYI  
FOLDING DOOR DETAILS

İÇ  
(INSIDE)

2 DETAYI  
DETAIL



01

02

03

04

05

06

07

08

09

10

11

12

01

02

03

04

05

06

07

08

09

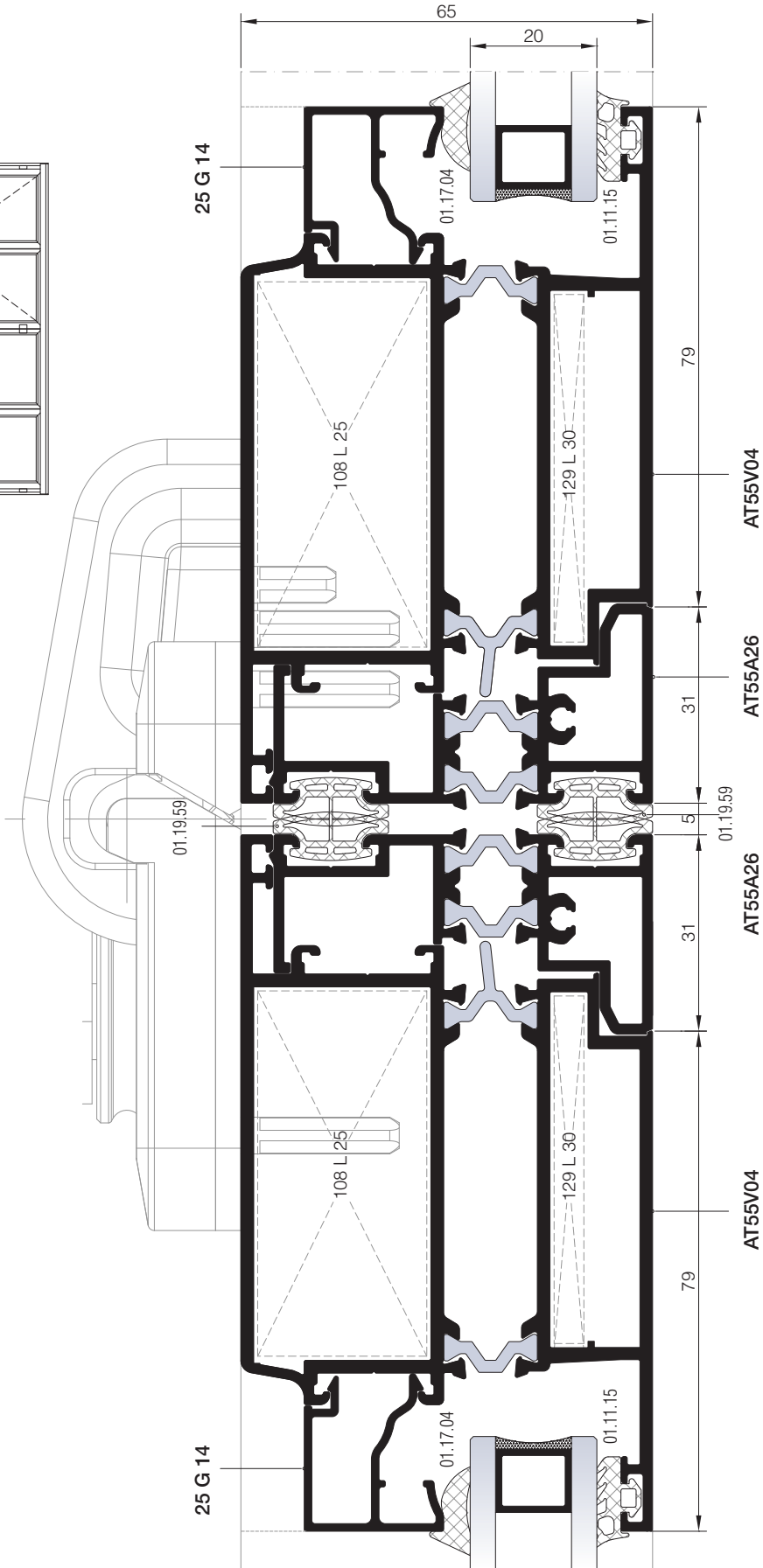
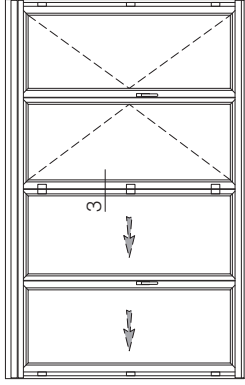
10

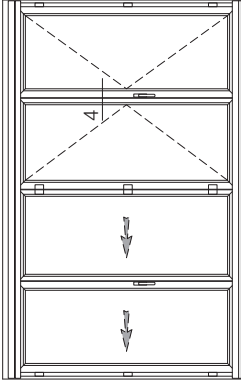
11

12

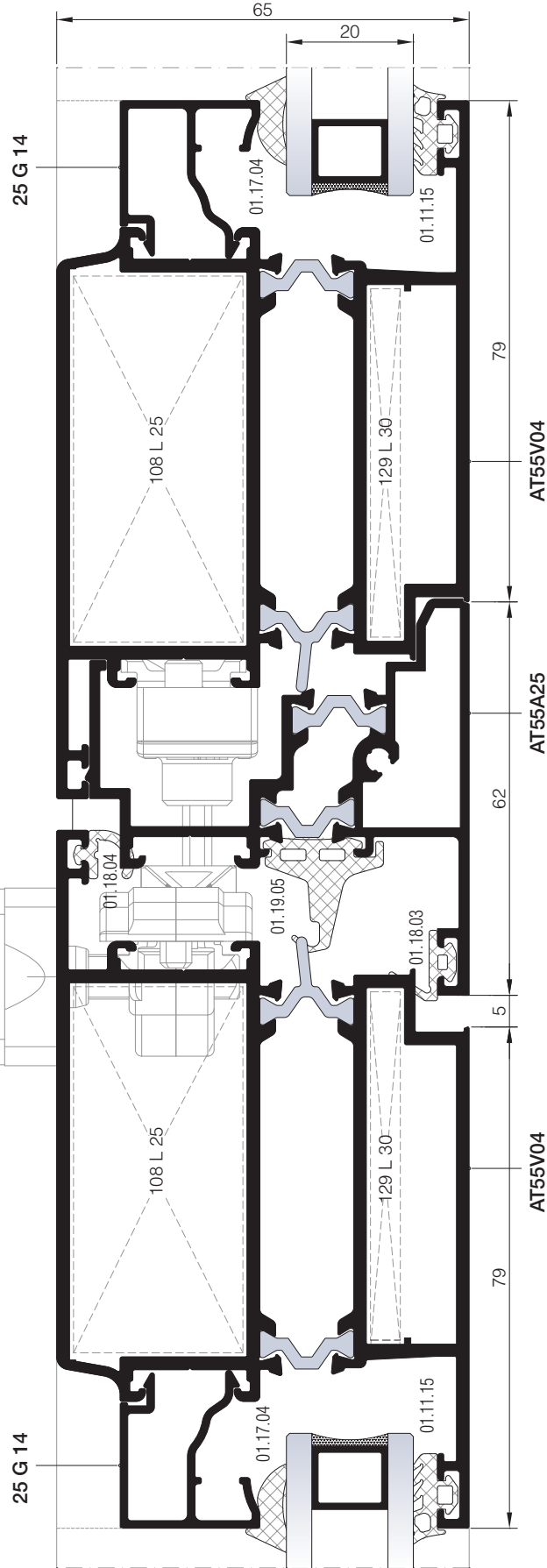
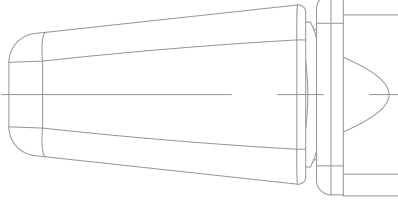
KATLANIR KAPI DETAYI  
FOLDING DOOR DETAILS

İÇ  
(INSIDE)





KATLANIR KAPI DETAYI  
FOLDING DOOR DETAILS



01

02

03

04

05

06

07

08

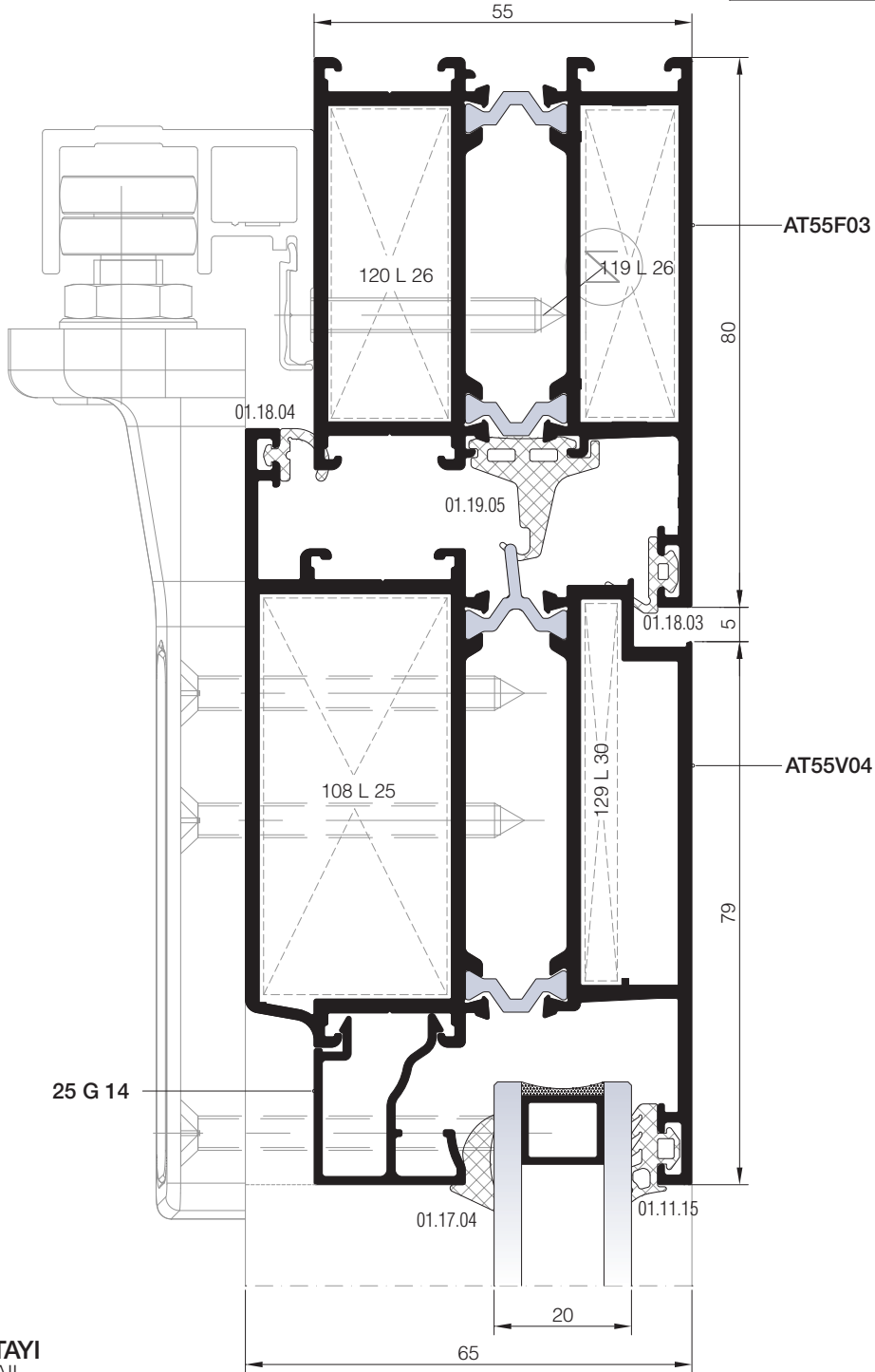
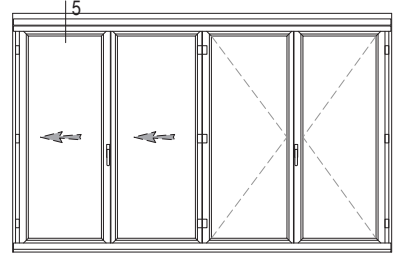
09

10

11

12

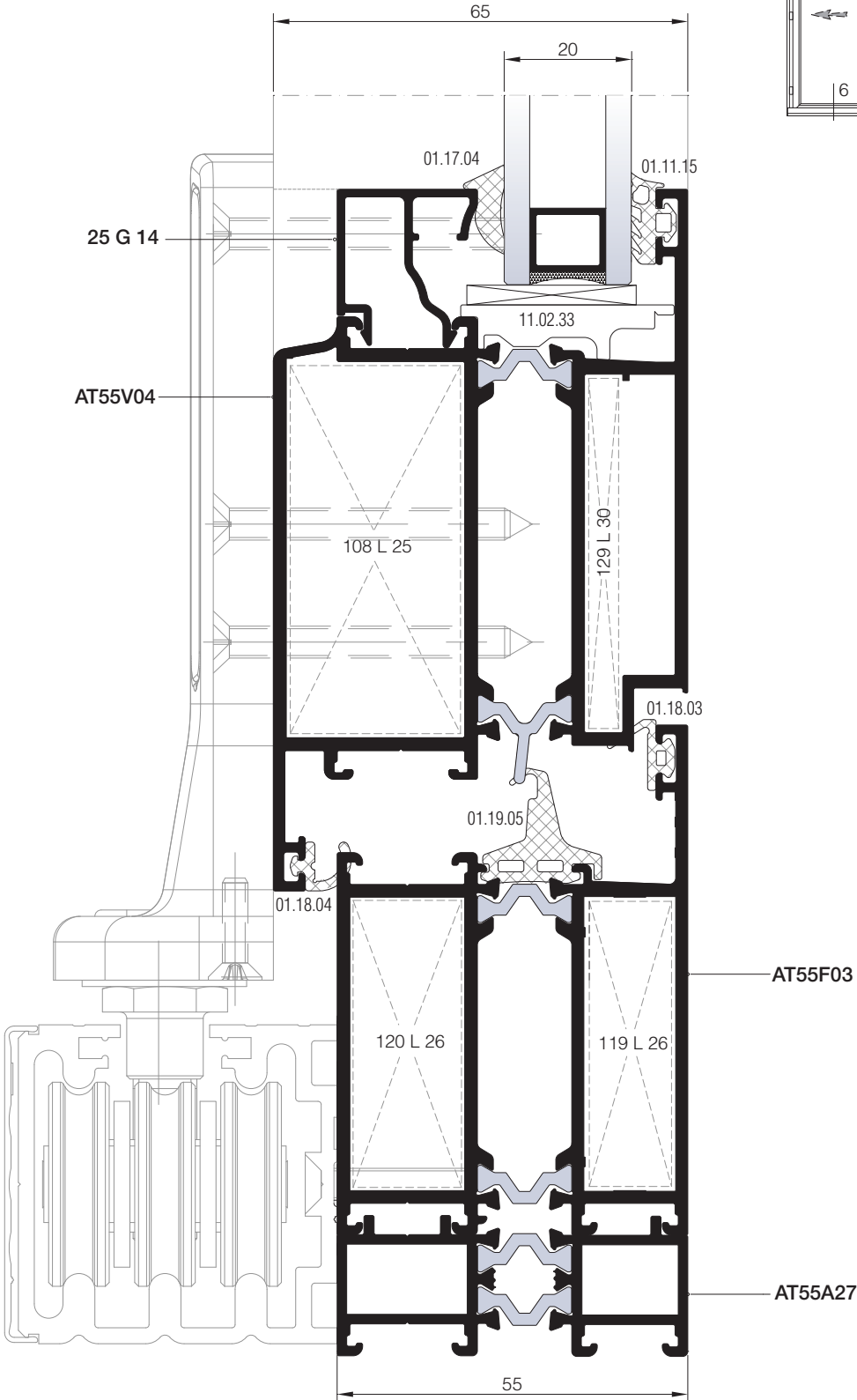
KATLANIR KAPI DETAYI  
FOLDING DOOR DETAILS



5 DETAYI  
DETAIL

DIŞ  
(OUTSIDE) ➔

KATLANIR KAPI DETAYI  
FOLDING DOOR DETAILS





# MİMARİ KATALOG ARCHITECTURAL CATALOGUE

Alüminyum Kapı Pencere ve Giydirme Cephe Sistemleri  
Aluminium Door, Window and Facade Systems



Rescara Sistem Detayları  
Rescara System Details

# RWT55

AKSESUARLAR

ACCESSORIES

01

02

03

04

05

06

07


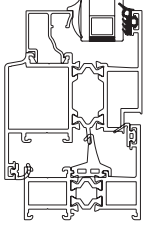

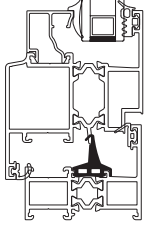

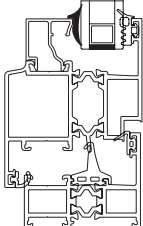

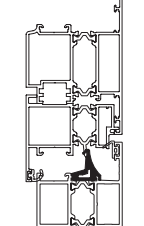

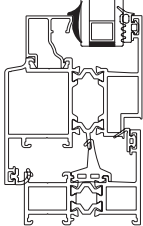

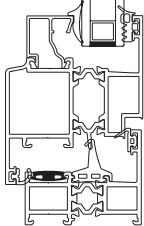

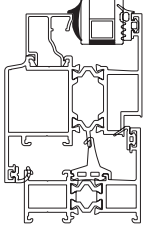

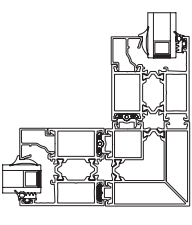

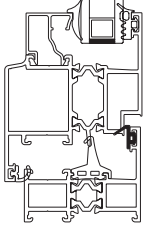

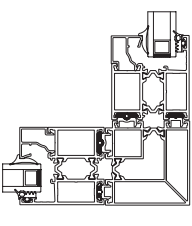

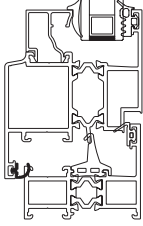

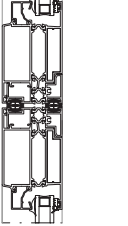

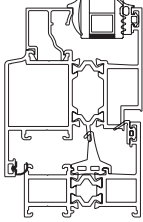

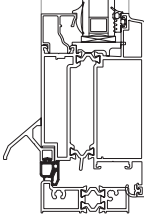
08

09

10

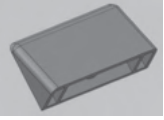
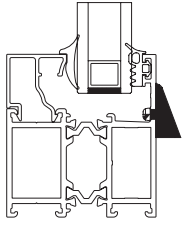

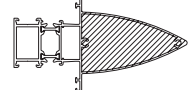
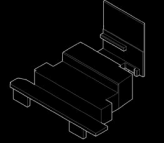
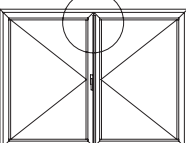

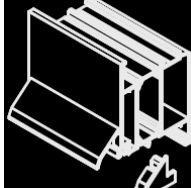
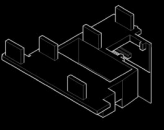
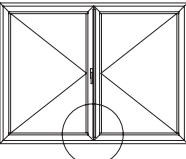
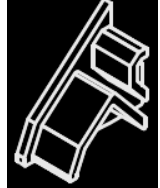
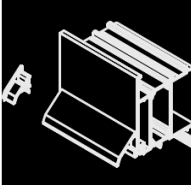
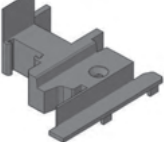
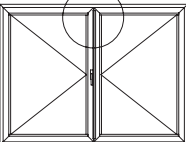

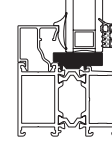

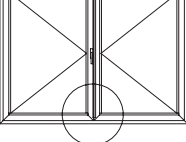

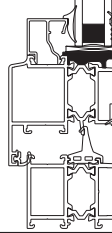
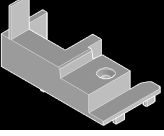
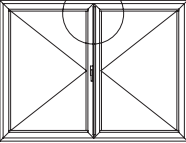
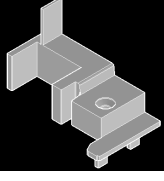
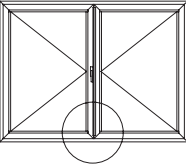
11

12

01		<p>01.11.15</p> <p>DIŞ CAM FİTİLİ 4 mm OUTSIDE GLAZING GASKET 4 mm</p> <p>Malzeme / Material: EPDM Ağırlık / Weight: 72 gr/m Paket / Package: 208 m / 15 kg</p>			<p>01.19.05</p> <p>TOZLUK FİTİLİ CENTRAL GASKET</p> <p>Malzeme / Material: EPDM Ağırlık / Weight : 163 gr/m Paket / Package :92 m / 15 kg</p>	
02						
03		<p>01.17.03</p> <p>İÇ CAM FİTİLİ 2,8 mm INSIDE GLAZING GASKET 2,8 mm</p> <p>Malzeme / Material: EPDM Ağırlık / Weight: 59 gr/m Paket / Package: 254 m / 15 kg</p>			<p>01.19.55</p> <p>PİVOT TOZLUK FİTİLİ CENTRAL GASKET FOR PIVOT</p> <p>Malzeme / Material: EPDM Ağırlık / Weight : 181 gr/m Paket / Package :82 m / 15 kg</p>	
04						
05		<p>01.17.04</p> <p>İÇ CAM FİTİLİ 3,6 mm INSIDE GLAZING GASKET 3,6 mm</p> <p>Malzeme / Material: EPDM Ağırlık / Weight: 71 gr/m Paket / Package: 210 m / 15 kg</p>			<p>01.19.06</p> <p>KAPATMA FİTİLİ FILLING GASKET</p> <p>Malzeme / Material: EPDM Ağırlık / Weight : 82 gr/m Paket / Package :182 m / 15 kg</p>	
06						
07		<p>01.17.05</p> <p>İÇ CAM FİTİLİ 4,6 mm INSIDE GLAZING GASKET 4,6 mm</p> <p>Malzeme / Material: EPDM Ağırlık / Weight: 89 gr/m Paket / Package: 168 m / 15 kg</p>			<p>01.19.09</p> <p>ADAPTÖR FİTİLİ ADAPTER GASKET</p> <p>Malzeme / Material: EPDM Ağırlık / Weight : 34 gr/m Paket / Package :441 m / 15 kg</p>	
08						
09		<p>01.18.03</p> <p>DIŞ BİNİ FİTİLİ OUTSIDE ACOUSTICAL GASKET</p> <p>Malzeme / Material: EPDM Ağırlık / Weight: 41 gr/m Paket / Package: 365m / 15 kg</p>			<p>01.19.10</p> <p>ADAPTÖR FİTİLİ ADAPTER GASKET</p> <p>Malzeme / Material: EPDM Ağırlık / Weight : 55 gr/m Paket / Package :272 m / 15 kg</p>	
10						
11		<p>01.18.04</p> <p>İÇ BİNİ FİTİLİ INSIDE ACOUSTICAL GASKET</p> <p>Malzeme / Material: EPDM Ağırlık / Weight: 42 gr/m Paket / Package: 357m / 15 kg</p>			<p>01.19.59</p> <p>KATLANIR ADAPTÖR FİTİLİ ADAPTER GASKET FOR FOLDING</p> <p>Malzeme / Material: EPDM Ağırlık / Weight : 84 gr/m Paket / Package :178m / 15kg</p>	
12						
		<p>01.18.51</p> <p>PİVOT İÇİN İÇ BİNİ FİTİLİ ACOUSTICAL GASKET FOR PIVOT</p> <p>Malzeme / Material: EPDM Ağırlık / Weight: 40 gr/m Paket / Package: 375m / 15 kg</p>			<p>01.20.04</p> <p>EŞİK FİTİLİ THRESHOLD GASKET</p> <p>Malzeme / Material: EPDM Ağırlık / Weight : 104 gr/m Paket / Package :144 m / 15 kg</p>	





01		<b>04.02.07</b> <b>TAHLİYE KAPAĞI</b> DRAINAGE COVER Malzeme / Material: PVC Renk / Colour: Siyah-Beyaz-Gri Black-White-Grey			<b>04.10.11</b> <b>DİKME KAPAĞI</b> MULLION CAP Malzeme / Material: PVC Renk / Colour: Siyah Black AT55M05 İÇİN / FOR AT55M05	
02						
03		<b>04.06.46</b> <b>ÜST ADAPTÖR KAPAĞI</b> UPPER ADAPTER CAP Malzeme / Material: PVC Renk / Colour: Siyah Black AT55A22 İÇİN / FOR AT55A22			<b>04.10.16A</b> <b>DAMLALIK YAN KAPAĞI</b> DROPPER SIDE CAP Malzeme / Material: PVC Renk / Colour: Siyah Black T64 A 19 İÇİN / FOR T64 A 19	
04						
05		<b>04.06.47</b> <b>ALT ADAPTÖR KAPAĞI</b> BOTTOM ADAPTER CAP Malzeme / Material: PVC Renk / Colour: Siyah Black AT55A22 İÇİN / FOR AT55A22			<b>04.10.16B</b> <b>DAMLALIK YAN KAPAĞI</b> DROPPER SIDE CAP Malzeme / Material: PVC Renk / Colour: Siyah Black T64 A 19 İÇİN / FOR T64 A 19	
06						
07		<b>04.06.69</b> <b>ÜST ADAPTÖR KAPAĞI</b> UPPER ADAPTER CAP Malzeme / Material: EPDM Renk / Colour: Siyah Black AT55A25 İÇİN / FOR AT55A25			<b>11.02.32</b> <b>CAM TAKOZU (KASA)</b> GLASS SUPPORT (FRAME) Malzeme / Material: PVC Renk / Colour: Siyah Black	
08						
09		<b>04.06.70</b> <b>ALT ADAPTÖR KAPAĞI</b> BOTTOM ADAPTER CAP Malzeme / Material: PVC Renk / Colour: Siyah Black AT55A25 İÇİN / FOR AT55A25			<b>11.02.33</b> <b>CAM TAKOZU (KANAT)</b> GLASS SUPPORT (VENT) Malzeme / Material: PVC Renk / Colour: Siyah Black	
10						
11		<b>04.06.71</b> <b>ÜST ADAPTÖR KAPAĞI</b> UPPER ADAPTER CAP Malzeme / Material: PVC Renk / Colour: Siyah Black AT55A26 İÇİN / FOR AT55A26				
12		<b>04.06.72</b> <b>ALT ADAPTÖR KAPAĞI</b> BOTTOM ADAPTER CAP Malzeme / Material: PVC Renk / Colour: Siyah Black AT55A26 İÇİN / FOR AT55A26				

## PENCERE MENTEŞELERİ / WINDOW HINGES



15.01.16

GIESSE PENCERE MENTEŞESİ  
GIESSE HINGE FOR WINDOWS

Renk / Colour: Siyah-Beyaz-Gri-Eloksal  
Black-White-Grey-Anodized

75 kg için 2 adet, 85 kg için 3 adet kullanılmalıdır. / Should be used 2 for 75 kg,3 for 85 kg.  
EN 1935:2002

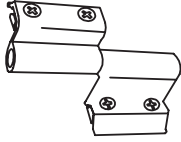


15.01.03

RESCARA PENCERE MENTEŞESİ  
RESCARA HINGE FOR WINDOWS

Renk / Colour: Pres-Eloksal  
Press-Anodised

75 kg için 2 adet, 85 kg için 3 adet kullanılmalıdır. / Should be used 2 for 75 kg,3 for 85 kg.  
EN 1935:2002




15.01.08

YERLİ PENCERE MENTEŞESİ  
LOCAL HINGE FOR WINDOWS

Renk / Colour: Siyah-Beyaz-Gri-Eloksal  
Black-White-Grey-Anodized

50 kg için 2 adet kullanılmalıdır. / Should be used 2 for 50 kg.  
Max. kanat ölçüsü 900x1300./ Max. vent dimension 900x1300  
TS EN 1935



15.01.12

YERLİ PENCERE MENTEŞESİ  
LOCAL HINGE FOR WINDOWS

Renk / Colour: Siyah-Beyaz-Gri-Eloksal  
Black-White-Grey-Anodized

TS EN 1935



15.01.17

GIESSE GİZLİ PENCERE MENTEŞESİ (SAĞ)  
GIESSE HIDDEN HINGE FOR WINDOWS (RIGHT)

Malzeme / Material : Paslanmaz Çelik  
Stainless Steel

100 kg için 2 adet kullanılmalıdır. / Should be used 2 for 100 kg.

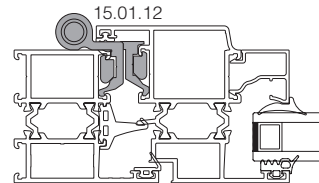
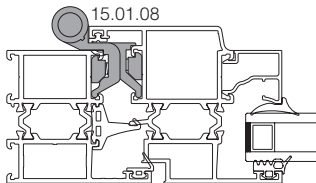
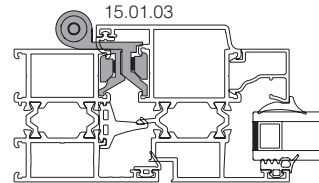
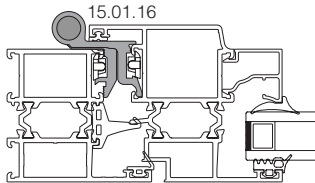


15.01.18

GIESSE GİZLİ PENCERE MENTEŞESİ (SOL)  
GIESSE HIDDEN HINGE FOR WINDOWS (LEFT)

Malzeme / Material : Paslanmaz Çelik  
Stainless Steel

100 kg için 2 adet kullanılmalıdır. / Should be used 2 for 100 kg.



Ölçek/Scale: 1/3

01

02

03

04

05

06

07

08

09

10

11

12

## KAPI MENTEŞELERİ / DOOR HINGES

01



15.02.14

GIESSE KAPI MENTEŞESİ  
GIESSE HINGE FOR DOORS

Renk / Colour: Siyah-Beyaz-Eloksal  
Black-White-Anodized

100 kg için 2 adet, 120 kg için 3 adet kullanılmalıdır. / Should be used 2 for 100 kg, 3 for 120 kg.  
EN 1935

02



15.02.09

YERLİ KAPI MENTEŞESİ  
LOCAL HINGE FOR DOORS

Renk / Colour: Siyah-Beyaz-Gri-Eloksal  
Black-White-Grey-Anodized

85 kg için 3 adet kullanılmalıdır. / Should be used 3 for 85 kg.  
Max. kanat ölçüsü 900x2200 / Max. vent dimension 900x2200  
TS EN 1935

03

04



15.02.20

RESCARA KAPI MENTEŞESİ  
RESCARA HINGE FOR DOORS

Renk / Colour: Siyah-Beyaz-Gri-Press-Eloksal  
Black-White-Grey-Press-Anodized

120 kg için 2 adet kullanılmalıdır. / Should be used 2 for 120 kg.  
TS EN 1935

05



15.02.21


RESCARA KAPI MENTEŞESİ  
RESCARA

Renk / Colour: Siyah-Beyaz-Gri-Press-Eloksal  
Black-White-Grey-Press-Anodized

160 kg için 2 adet kullanılmalıdır. / Should be used 2 for 160 kg.  
TS EN 1935

06

07



15.02.12

YERLİ KAPI MENTEŞESİ  
LOCAL HINGE FOR DOORS

Renk / Colour: Siyah-Beyaz-Gri-Eloksal  
Black-White-Grey-Anodized

100 kg için 3 adet kullanılmalıdır. / Should be used 3 for 100 kg.  
Max. kanat ölçüsü 900x2300 / Max. vent dimension 900x2300

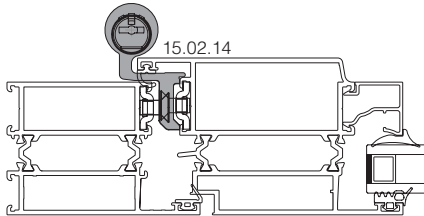
08

09

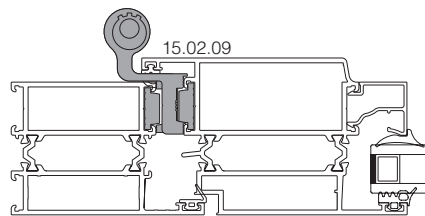
10

11

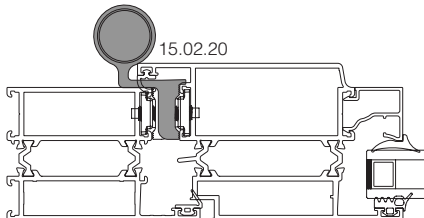
12



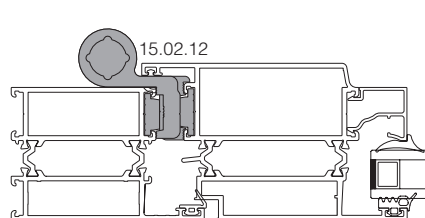
15.02.14



15.02.09



15.02.20



15.02.12

Ölçek/Scale: 1/3

## KAPI MENTEŞELERİ / DOOR HINGES



15.02.15

GIESSE KAPI MENTEŞESİ  
GIESSE DOMINA HINGE FOR DOORS

Renk / Colour: Siyah-Beyaz-Eloksall-Ham  
Black-White-Anodized-Raw

160 kg için 2 adet, 180 kg için 3 adet kullanılmalıdır.  
Should be used 2 for 160 kg,3 for 180 kg.  
EN 1935




15.02.19

GIESSE KAPI MENTEŞESİ  
GIESSE DOMINA HINGE FOR DOORS

Renk / Colour: Siyah-Beyaz-Eloksall-Ham  
Black-White-Anodized-Raw

160 kg için 2 adet, 180 kg için 3 adet kullanılmalıdır.  
Should be used 2 for 160 kg,3 for 180 kg.  
TS EN 1935

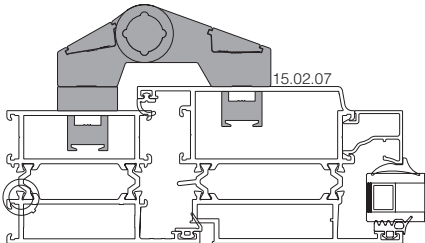
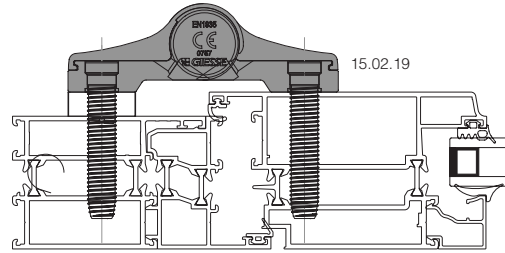
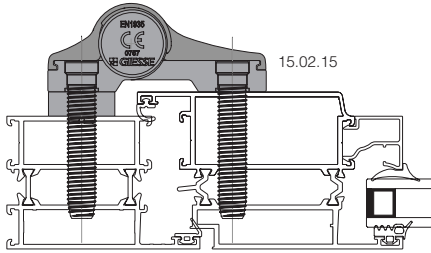


15.02.07

YERLİ KAPI MENTEŞESİ  
LOCAL HINGE FOR DOORS

Renk / Colour: Siyah-Beyaz-Gri-Eloksal  
Black-White-Grey-Anodized

100 kg için 2 adet kullanılmalıdır. / Should be used 2 for 100 kg.  
Max. kanat ölçüsü 900x2200. / Max. vent dimension 900x2200  
EN 1935



Ölçek/Scale: 1/3

ÇİFT EKSEN MEKANİZMALARI / TILT & TURN MECHANISMS

01

02

03



GIESSE FUTURA ÇİFT AÇILIM SETİ 80 kg  
GIESSE FUTURA TILT & TURN MECHANISM 80 kg

Renk / Colour: Siyah-Beyaz-Gri  
Black-White-Grey

04

KANAT GENİŞLİĞİ SASH WIDTH	KANAT YÜKSEKLİĞİ SASH HEIGHT	KANAT AĞIRLIĞI SASH WEIGHT	GIESSE ÇİFT AÇILIM SETİ GIESSE TILT & TURN MECHANISM	ÇİFT AÇILIM SETİ TILT & TURN MECHANISM
410- 569 mm	600-1200 mm	80 kg	07.06.62	Çift Açılım Seti Tip 1 Tilt & Turn Mechanism
410- 569 mm	1201-2500 mm	80 kg	07.06.63	Çift Açılım Seti Tip 1 + Arka Kilitleme Tilt & Turn Mechanism Style 1 + Additional Tilt & Turn (Back)
570-1000 mm	600-1200 mm	80 kg	07.06.64	Çift Açılım Seti Tip 2 Tilt & Turn Mechanism Style 2
570-1000 mm	1201-2500 mm	80 kg	07.06.65	Çift Açılım Seti Tip 2 + Arka Kilitleme Tilt & Turn Mechanism Style 2+ Additional Tilt & Turn (Back)
1001-1700 mm	600-1200 mm	80 kg	07.06.66	Çift Açılım Seti Tip 2 + Alt Kilitleme + İlave Makas Tilt & Turn Mechanism Style 2 + Additional Tilt & Turn (Down) + Additional Arm
1001-1700 mm	1201-2500 mm	80 kg	07.06.67	Çift Açılım Seti Tip 2 + Alt Kilitleme + Arka Kilitleme + İlave Makas Tilt & Turn Mechanism Style 2 + Additional Tilt & Turn (Down) + Additional Tilt & Turn (Back) + Additional Arm

06

07



GIESSE GİZLİ MENTEŞE ÇİFT AÇILIM SETİ 100 kg  
GIESSE HIDDEN HINGE TILT & TURN MECHANISM 100 kg

Renk / Colour: Siyah-Beyaz-Gri  
Black-White-Grey

08

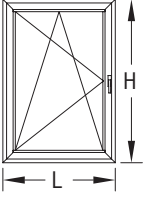

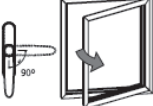
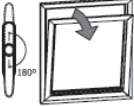



09

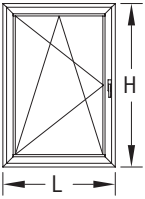

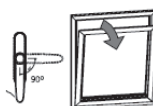
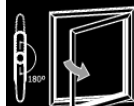



KANAT GENİŞLİĞİ SASH WIDTH	KANAT YÜKSEKLİĞİ SASH HEIGHT	KANAT AĞIRLIĞI SASH WEIGHT	GIESSE ÇİFT AÇILIM SETİ GIESSE TILT & TURN MECHANISM	GIESSE GİZLİ MENTEŞE ÇİFT AÇILIM SETİ GIESSE HIDDEN HINGE TILT & TURN MECHANISM
600-1000 mm	600-1200 mm	100 kg	07.06.81	Gizli Menteşe Çift Açılım Seti Sağ Hidden Hinge Tilt & Turn Mechanism Right
600-1000 mm	600-1200 mm	100 kg	07.06.82	Gizli Menteşe Çift Açılım Seti Sol Hidden Hinge Tilt & Turn Mechanism Left
600-1000 mm	1201-2500 mm	100 kg	07.06.83	Gizli Menteşe Çift Açılım Seti Sağ + İlave Kilit Hidden Hinge Tilt & Turn Mechanism Right + Additional Locking
600-1000 mm	1201-2500 mm	100 kg	07.06.84	Gizli Menteşe Çift Açılım Seti Sol + İlave Kilit Hidden Hinge Tilt & Turn Mechanism Left + Additional Locking
1001-1700 mm	600-1200 mm	100 kg	07.06.85	Gizli Menteşe Çift Açılım Seti Sağ + İlave Kilit Hidden Hinge Tilt & Turn Mechanism Right + Additional Locking
1001-1700 mm	600-1200 mm	100 kg	07.06.86	Gizli Menteşe Çift Açılım Seti Sol + İlave Kilit Hidden Hinge Tilt & Turn Mechanism Left + Additional Locking
1001-1700 mm	1201-2500 mm	100 kg	07.06.87	Gizli Menteşe Çift Açılım Seti Sağ + İlave Kilit (2 Adet) Hidden Hinge Tilt & Turn Mechanism Right + Additional Locking (2 Unit)
1001-1700 mm	1201-2500 mm	100 kg	07.06.88	Gizli Menteşe Çift Açılım Seti Sol + İlave Kilit (2 Adet) Hidden Hinge Tilt & Turn Mechanism Left + Additional Locking (2 Unit)

11

12

ÇİFT EKSEN MEKANİZMALARI / TILT & TURN MECHANISMS

	<p>RESCARA ÇİFT AÇILIM SETİ 130 kg RESCARA TILT &amp; TURN MECHANISM 130 kg Renk / Colour: Siyah-Beyaz-Gri Black-White-Grey</p>					
						
<p>KANAT GENİŞLİĞİ SASH WIDTH L (mt)</p>	<p>KANAT YÜKSEKLİĞİ SASH HEIGHT H (mt)</p>	<p>KANAT AĞIRLIĞI SASH WEIGHT KG</p>	<p>MEKANİZMA MECHANISM</p>	<p>MAKAS ARM</p>	<p>İLAVE KİLİTLEME ADDITIONAL LOCKING</p>	<p>İLAVE MAKAS ADDITIONAL ARM</p>
563-1000 mm	600-1200 mm	130 kg	07.06.79	07.06.80	----	----
563-1000 mm	1200-2500 mm	130 kg	07.06.79	07.06.80	07.06.76	----
1000-1700 mm	600-1200 mm	130 kg	07.06.79	07.06.80	07.06.76	07.06.77
1000-1700 mm	1200-2500 mm	130 kg	07.06.79	07.06.80	07.06.76 (2 Adet)	07.06.77

	<p>RESCARA AKILLI ÇİFT AÇILIM SETİ 130 kg RESCARA TBT TILT &amp; TURN MECHANISM 130 kg Renk / Colour: Siyah-Beyaz-Gri Black-White-Grey KOL ANAHTARLIDIR / HANDLE WITH KEYLOCK</p>					
						
<p>KANAT GENİŞLİĞİ SASH WIDTH L (mt)</p>	<p>KANAT YÜKSEKLİĞİ SASH HEIGHT H (mt)</p>	<p>KANAT AĞIRLIĞI SASH WEIGHT KG</p>	<p>MEKANİZMA MECHANISM</p>	<p>MAKAS ARM</p>	<p>İLAVE KİLİTLEME ADDITIONAL LOCKING</p>	<p>İLAVE MAKAS ADDITIONAL ARM</p>
563-1000 mm	600-1200 mm	130 kg	07.06.74 (TBT)	07.06.75 (TBT)	----	----
563-1000 mm	1200-2500 mm	130 kg	07.06.74 (TBT)	07.06.75 (TBT)	07.06.76	----
1000-1700 mm	600-1200 mm	130 kg	07.06.74 (TBT)	07.06.75 (TBT)	----	07.06.77
1000-1700 mm	1200-2500 mm	130 kg	07.06.74 (TBT)	07.06.75 (TBT)	07.06.76	07.06.77

## PVC KANAL İÇİN AÇILIM SETLERİ / OPENING SETS FOR PVC CHANNEL



07.05.41

RESCARA AKUSTİK PENCERE KOLU  
RESCARA ACOUSTIC HANDLE

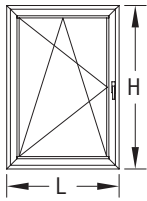
Renk / Colour: Siyah-Beyaz-Gri  
Black-White-Grey



07.05.42

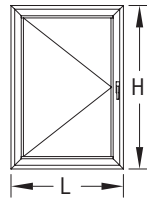
RESCARA AKUSTİK PENCERE KOLU  
RESCARA ACOUSTIC HANDLE

Renk / Colour: Siyah-Beyaz-Gri  
Black-White-Grey



PVC KANALLI ÇİFT AÇILIM SETİ 80 kg  
TILT & TURN MECHANISM FOR PVC CHANNEL 80 kg

Renk / Colour: Siyah-Beyaz-Gri  
Black-White-Grey



PVC KANALLI TEK AÇILIM SETİ 80 kg  
SIDE HUNG OPENING SET FOR PVC CHANNEL 80 kg

Renk / Colour: Siyah-Beyaz-Gri  
Black-White-Grey



KANAT GENİŞLİĞİ SASH WIDTH L (mm)	KANAT YÜKSEKLİĞİ SASH HEIGHT H (mm)	KANAT AĞIRLIĞI SASH WEIGHT KG	SAĞ RIGHT	SOL LEFT
501-750 mm	951-1450 mm	80 kg	07.30.01	07.30.02
501-750 mm	1451-1950 mm	80 kg	07.30.05	07.30.06
501-750 mm	1951-2450 mm	80 kg	07.30.07	07.30.08
751-1000 mm	951-1450 mm	80 kg	07.30.09	07.30.10
751-1000 mm	1451-1950 mm	80 kg	07.30.13	07.30.14
751-1000 mm	1951-2450 mm	80 kg	07.30.15	07.30.16
1001-1200 mm	951-1450 mm	80 kg	07.30.17	07.30.18
1001-1200 mm	1451-1950 mm	80 kg	07.30.21	07.30.22
1001-1200 mm	1951-2450 mm	80 kg	07.30.23	07.30.24
1201-1450 mm	951-1450 mm	80 kg	07.30.25	07.30.26
1201-1450 mm	1451-1950 mm	80 kg	07.30.29	07.30.30
1201-1450 mm	1951-2450 mm	80 kg	07.30.31	07.30.32
1451-1600 mm	951-1450 mm	80 kg	07.30.33	07.30.34
1451-1600 mm	1451-1950 mm	80 kg	07.30.37	07.30.38
1451-1600 mm	1951-2450 mm	80 kg	07.30.39	07.30.40

KANAT YÜKSEKLİĞİ SASH HEIGHT H (mm)	KANAT AĞIRLIĞI SASH WEIGHT KG	SAĞ RIGHT	SOL LEFT
501-600 mm	80 kg	07.27.01	07.27.02
601-800 mm	80 kg	07.27.03	07.27.04
801-900 mm	80 kg	07.27.05	07.27.06
901-1000 mm	80 kg	07.27.07	07.27.08
1001-1100 mm	80 kg	07.27.09	07.27.10
1101-1200 mm	80 kg	07.27.11	07.27.12
1201-1300 mm	80 kg	07.27.13	07.27.14
1301-1400 mm	80 kg	07.27.15	07.27.16
1401-1600 mm	80 kg	07.27.17	07.27.18
1601-1800 mm	80 kg	07.27.19	07.27.20
1801-2000 mm	80 kg	07.27.21	07.27.22
2000-2200 mm	80 kg	07.27.23	07.27.24

\* KOL SETE DAHİL DEĞİLDİR. KOL SEÇENEKLERİ; 07.05.41 - 07.05.42  
HANDLE IS NOT INCLUDED IN THE SET HANDLE OPTIONS; 07.05.41 - 07.05.42

\*\*PVC KANALLI TEK AÇILIM SETİ İÇİN KANAT GENİŞLİĞİ L<1000MM OLMALIDIR.  
DAHA BÜYÜK ÖLÇÜLER İÇİN TEKNİK OFİS İLE İRTİBATA GEÇİLEBİLİR.

PERIMETRIC GROOVE (16MM) SIDE HUNG OPENING KIT FOR L<1000MM. FOR L>1000MM PLEASE CONTACT TECHNICAL OFFICE.



## PENCERE KOLLARI / WINDOW HANDLES

A white, curved window handle with a keyhole on the side. <p><b>07.05.25</b> GIESSE İSPANYOLET KOL (ÇİFT DİLLİ) GIESSE HANDLE FOR WINDOWS (DOUBLE RAIL) Renk / Colour: Siyah-Beyaz-Gri Black-White-Grey</p> <p>UNI CE EN ISO / IEC 17050</p>	A white, curved window handle with a keyhole on the side, similar to 07.05.25 but with a different internal mechanism. <p><b>07.05.33</b> GIESSE ANAHTARLI İSPANYOLET KOL (ÇİFT DİLLİ) GIESSE KEY HANDLE FOR WINDOWS (DOUBLE RAIL) Renk / Colour: Siyah-Beyaz-Gri Black-White-Grey</p>
A white plastic connection rod with two rectangular ends. <p><b>07.25.01</b> GIESSE TIJ BAĞLANTI PARÇASI GIESSE CONNECTION ROD Renk / Colour: Siyah / Black Malzeme / Material: Polyamid - Polyamide</p> <p>07.05.25, 07.05.33 ve 07.05.34 Kol için / For Handle 07.05.25, 07.05.33 and 07.05.34</p>	A white, curved window handle body with a keyhole on the side. <p><b>07.05.34</b> GIESSE SÖKÜLEBİLİR KOL GÖVDESİ (ÇİFT DİLLİ) GIESSE REMOVABLE HANDLE BODY (DOUBLE RAIL) Renk / Colour: Siyah-Beyaz-Gri Black-White-Grey</p>
A black, curved window handle with a keyhole on the side. <p><b>07.05.29</b> RESCARA GLOBAL ANAHTARLI PENCERE KOLU (TEK DİLLİ) RESCARA GLOBAL KEY HANDLE FOR WINDOWS (SINGLE RAIL) Renk / Colour: Siyah-Beyaz-Gri Black-White-Grey</p> <p>EN 1670</p>	A black, curved window handle body with a keyhole on the side. <p><b>07.05.35</b> GIESSE SÖKÜLEBİLİR KOL GIESSE REMOVABLE HANDLE Renk / Colour: Siyah Black</p>
A black plastic connection part with two rectangular ends. <p><b>07.13.07</b> RESCARA KOL BAĞLANTI PARÇASI RESCARA CONNECTION PART FOR HANDLE Malzeme / Material: Zamak Zamak</p> <p>07.05.28, 07.05.29 Kol için / For Handle 07.05.28, 07.05.29</p>	A black, curved window handle body with a keyhole on the side. <p><b>07.05.30</b> RESCARA GLOBAL SÖKÜLEBİLİR KOL GÖVDESİ (ÇİFT DİLLİ) RESCARA GLOBAL REMOVABLE HANDLE BODY (DOUBLE RAIL) Renk / Colour: Siyah-Beyaz-Gri Black-White-Grey</p> <p>EN 1670</p>
A black, curved window handle with a keyhole on the side. <p><b>07.05.28</b> RESCARA GLOBAL PENCERE KOLU (TEK DİLLİ) RESCARA GLOBAL HANDLE FOR WINDOWS (SINGLE RAIL) Renk / Colour: Siyah-Beyaz-Gri Black-White-Grey</p> <p>EN 1670</p>	A black, curved window handle body with a keyhole on the side. <p><b>07.05.31</b> RESCARA SÖKÜLEBİLİR KOL RESCARA REMOVABLE HANDLE Renk / Colour: Siyah Black</p> <p>EN 1670</p>
A black, curved window handle with a keyhole on the side. <p><b>07.05.32</b> RESCARA GLOBAL PENCERE KOLU (ÇİFT DİLLİ) RESCARA GLOBAL HANDLE FOR WINDOWS (DOUBLE RAIL) Renk / Colour: Siyah-Beyaz-Gri Black-White-Grey</p> <p>EN 1670, 13126-8</p>	A black plastic connection part with two rectangular ends. <p><b>07.13.08</b> RESCARA KOL BAĞLANTI PARÇASI RESCARA CONNECTION PART FOR HANDLE Renk / Colour: Siyah / Black Malzeme / Material: PVC</p> <p>07.05.30, 07.05.32 Kol için / For Handle 07.05.30, 07.05.32</p>

01

02

03

04

05

06

07

08

09

10

11

12

## İSPANYOLET KİLİTLEME PARÇALARI / LOCKING KITS

01



07.13.03

PİM  
LOCK PIN

Malzeme / Material: Zamak  
Zamak



07.13.06

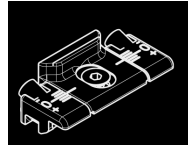
GIESSE PİM  
GIESSE ADJUSTABLE LOCKING PAWL

Malzeme / Material: Zamak  
Zamak

02

03

04



07.09.07

GIESSE AYARLI PİM KARŞILIĞI  
GIESSE ADJUSTABLE SINGLE STRIKER

Malzeme / Material: Zamak  
Zamak



07.09.08

GIESSE ARKA KİLİTLEME  
GIESSE BURGLAR BOLT

Malzeme / Material: Zamak  
Zamak

05

06



18.07.02

GIESSE PASİF KANATSÜRGÜ SETİ  
GIESSE BOLT FOR PASSIVE LEAF

Malzeme / Material: Zamak ve Polyamid  
Zamak and Polyamide



07.09.11

RESCARA SABİT KARŞILIK  
RESCARA FIXED STRIKER

Malzeme / Material: Zamak  
Zamak

07

08



07.09.12

RESCARA AYARLIK KARŞILIK  
RESCARA ADJUSTABLE STRIKER

Malzeme / Material: Zamak  
Zamak



07.09.13

RESCARA ARKA KİLİTLEME  
RESCARA BURGLAR BOLT

Malzeme / Material: Zamak  
Zamak

09

10



07.21.02

GIESSE KÖŞE DÖNME  
GIESSE CORNER DRIVE

Malzeme / Material: Zamak  
Zamak



07.21.03

RESCARA KÖŞE DÖNME  
RESCARA CORNER DRIVE

Malzeme / Material: Zamak  
Zamak

11

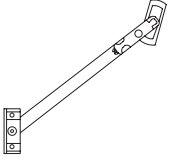
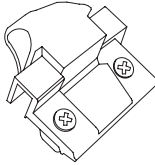


12



07.06.78

RESCARA MICROVENTİLASYON  
RESCARA MICROVENTILATION

Malzeme / Material: Zamak  
Zamak

 <p><b>07.07.02</b> VASİSTAS MAKAS ARM FOR BOTTOM-HUNG WINDOWS Renk / Colour: Siyah-Beyaz-Gri Black-White-Grey</p>	 <p><b>07.08.01</b> RESCARA VASİSTAS MANDAL RESCARA DEVICE FOR CLOSING BOTTOM-HUNG WINDOWS Renk / Colour: Siyah-Beyaz-Gri Black-White-Grey</p>
 <p><b>07.07.08</b> SINIRLAYICI MAKAS LIMITER Malzeme / Material: Gümüş / Paslanmaz Çelik Silver / Stainless Steel</p>	 <p><b>07.07.09</b> GIESSE VASİSTAS MAKAS GIESSE ARM FOR BOTTOM-HUNG WINDOWS Renk / Colour: Siyah-Beyaz-Gri Black-White-Grey</p>
 <p><b>07.07.11</b> GIESSE VASİSTAS PENCERE SETİ GIESSE BOTTOM HUNG WINDOW SET Kol ve menteşe sete dahil değildir. Handle and hinge is not included in the set.</p>	 <p><b>11.02.34</b> RESCARA KANAT DESTEK TAKOZU RESCARA VENT SUPPORT PIECE Malzeme / Material: PVC Renk / Colour: Siyah / Black</p>

01

02

03

04

05

06

07

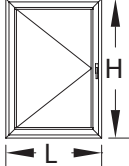







08

09

10

11

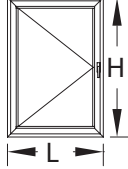







12

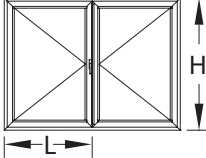




ÇİFT DİLLİ KOL VE KİLİTLEME SETİ SEÇİM TABLOSU DOUBLE RAILED HANDLE AND LOCKING KIT TABLE			<table border="1"> <tr> <th>TEMEL SET MAIN SET</th> <th colspan="2">İLAVE ÜRÜNLER ADDITIONAL PRODUCTS</th> </tr> <tr> <td>H&lt;1200mm L&lt;1000mm</td> <td>1200mm &lt; H &lt; 2700 mm</td> <td>1000mm &lt; L &lt; 1400 mm</td> </tr> </table>			TEMEL SET MAIN SET	İLAVE ÜRÜNLER ADDITIONAL PRODUCTS		H<1200mm L<1000mm	1200mm < H < 2700 mm	1000mm < L < 1400 mm
TEMEL SET MAIN SET	İLAVE ÜRÜNLER ADDITIONAL PRODUCTS										
H<1200mm L<1000mm	1200mm < H < 2700 mm	1000mm < L < 1400 mm									
KOD CODE	AÇIKLAMA DESCRIPTION	ÜRÜN RESMİ PRODUCT IMAGE	H<1200mm L<1000mm	1200mm < H < 2700 mm	1000mm < L < 1400 mm						
07.05.25	GIESSE ÇİFT DİLLİ KOL GIESSE DOUBLE RAIL HANDLE		1								
07.25.01	GIESSE KOL BAĞLANTISI GIESSE ROD CONNECTION PIECES		1								
07.13.06	GIESSE AYARLI PİM GIESSE ADJUSTABLE LOCKING PAWL		2	2	2						
07.09.11	RESCARA SABİT KARŞILIK RESCARA FIXED STRIKER		2	2	2						
07.09.07	GIESSE AYARLI PİM KARŞILIĞI GIESSE ADJUSTABLE SINGLE STRIKER				2						
07.21.02	GIESSE KÖŞE DÖNME GIESSE CORNER DRIVE				2						
11.02.34	RESCARA KANAT DESTEK TAKOZU RESCARA VENT SUPPORT PIECE		1								

\*\*\* Giesse kol ve kilitleme aksesuarları 25 I 07 tij profili ile kullanılmalıdır.  
Giesse handle and locking accessories should be used with 25 I 07 rod profile.

AKSESUARLAR / KOL & KİLİTLEME SETLERİ  
ACCESSORIES / HANDLES & LOCKING KITS

# RWT55

TEK DİLLİ KOL VE KİLİTLEME SETİ SEÇİM TABLOSU SINGLE RAILED HANDLE AND LOCKING KIT TABLE			TEMEL SET MAIN SET	İLAVE ÜRÜNLER ADDITIONAL PRODUCTS	
KOD CODE	AÇIKLAMA DESCRIPTION	ÜRÜN RESMİ PRODUCT IMAGE	H<1200mm L<1000mm	1200mm < H < 2700 mm	1000mm < L < 1400 mm
07.05.28 07.05.29	RESCARA TEK DİLLİ KOL GIESSE SINGLE RAIL HANDLE		1		
07.13.07	RESCARA KOL BAĞLANTI PARÇASI RESCARA CONNECTION PART FOR HANDLE		1		
07.13.06	GIESSE AYARLI PİM GIESSE ADJUSTABLE LOCKING PAWL		2	2	2
07.09.11	RESCARA SABİT KARŞILIK RESCARA FIXED STRIKER		2	2	2
07.09.12	RESCARA AYARLI KARŞILIK RESCARA ADJUSTABLE STRIKER				2
07.21.03	RESCARA KÖŞE DÖNME RESCARA CORNER DRIVE				2
11.02.34	RESCARA KANAT DESTEK TAKOZU RESCARA VENT SUPPORT PIECE		1		

ÇİFT/TEK AÇILIM PASİF KANAT AKSESUAR SEÇİM TABLOSU SECONDARY SASH LOCKING KIT TABLE			TEMEL SET MAIN SET	İLAVE ÜRÜNLER ADDITIONAL PRODUCTS	
KOD CODE	AÇIKLAMA DESCRIPTION	ÜRÜN RESMİ PRODUCT IMAGE	H<1200mm L<1000mm	1200mm < H < 2700 mm	1000mm < L < 1400 mm
18.07.02	GIESSE SÜRGÜ SETİ GIESSE BOLT FOR SECONDARY SASH		1		
07.21.02	GIESSE KÖŞE DÖNME PARÇASI GIESSE CORNER DRIVE				2
07.09.07	GIESSE AYARLI PİM KARŞILIĞI GIESSE ADJUSTABLE SINGLE STRIKER				2
07.09.08	GIESSE ARKA KİLİTLEME GIESSE BURGLAR BOLT			1	

\*\*\* Giesse kol ve kilitleme aksesuarları 25 I 07 tij profili ile kullanılmalıdır.  
Giesse handle and locking accessories should be used with 25 I 07 rod profile.

## KAPI KOLLARI / DOOR HANDLES



07.14.06

GIESSE KAPI KOLU  
GIESSE DOOR HANDLE

Renk / Colour: Siyah-Beyaz-Gri  
Black-White-Grey



07.14.07

RESCARA GLOBAL KAPI KOLU  
RESCARA GLOBAL DOOR HANDLE

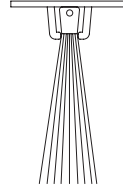
Renk / Colour: Siyah-Beyaz-Gri  
Black-White-Grey



07.14.08

RESCARA MULETA KAPI KOLU  
RESCARA MULETA DOOR HANDLE

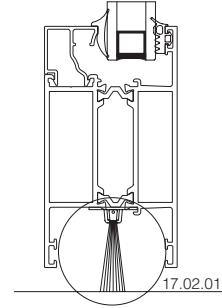
Renk / Colour: Siyah-Beyaz-Gri  
Black-White-Grey



17.02.01

KAPI ALTI FIRÇASI  
BRUSH FOR DOORS

Malzeme / Material: Polipropilen  
Polypropylene



Ölçek/Scale: 1/3

01

02

03

04

05

06

07

08

09

10

11

12

## KAPI KOLLARI / DOOR HANDLES



07.17.19

AKBANK KAPI KOLU  
DOOR HANDLE

Renk / Colour: Siyah-Beyaz-Gri-Eloksal  
Black-White-Grey-Anodized

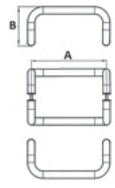
Ölçüler / Dimensions: H:200 cm



07.13.10

AKBANK KOL APARATI  
DOOR HANDLE

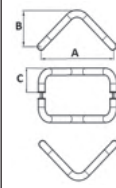
Renk / Colour: Siyah-Beyaz-Gri-Eloksal  
Black-White-Grey-Anodized



KIVRIK KOL  
DOOR HANDLE

Renk / Colour: Siyah-Beyaz-Gri-Eloksal  
Black-White-Grey-Anodized

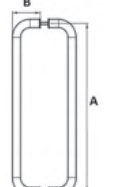
KOD CODE	Ø (mm)	A (mm)	B (mm)
07.17.10	25	200	130
07.17.11	25	300	130
07.17.02	25	400	130
07.17.27	25	500	160



V KOL  
DOOR HANDLE

Renk / Colour: Siyah-Beyaz-Gri-Eloksal  
Black-White-Grey-Anodized

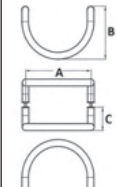
KOD CODE	Ø (mm)	A (mm)	B (mm)	C (mm)
07.17.06	25	200	130	80
07.17.29	25	250	130	80
07.17.30	25	300	130	80
07.17.31	30	400	160	100



U KOL  
DOOR HANDLE

Renk / Colour: Siyah-Beyaz-Eloksal  
Black-White-Anodized

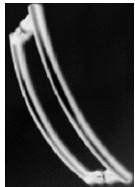
KOD CODE	Ø (mm)	A (mm)	B (mm)
07.17.08	25	200	80
07.17.35	25	300	80
07.17.36	30	400	100



YARIM AY KOL  
DOOR HANDLE

Renk / Colour: Siyah-Beyaz-Eloksal  
Black-White-Anodized

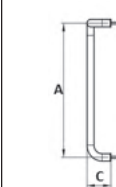
KOD CODE	Ø (mm)	A (mm)	B (mm)	C (mm)
07.17.32	25	200	130	80
07.17.20	25	300	130	80
07.17.33	30	350	160	100



YAY KOL  
DOOR HANDLE

Renk / Colour: Siyah-Beyaz-Eloksal  
Black-White-Anodized

KOD CODE	Ø (mm)	A (mm)	B (mm)
07.17.37	80	400	350
07.17.22	80	500	450
07.17.38	80	600	550
07.17.39	80	700	650
07.17.40	80	800	750




BASTON KOL  
DOOR HANDLE

Renk / Colour: Siyah-Beyaz-Eloksal  
Black-White-Anodized

KOD CODE	Ø (mm)	A (mm)	B (mm)	C (mm)
07.17.23	25	900	180	80
07.17.34	25	1000	180	80

## KAPI KİLİTLERİ / DOOR LOCKS




18.01.09

MAKARALI KİLİT  
MORTISE LOCK (WITH ROLLER)



18.02.24

MAKARALI KİLİT KARŞILIĞI  
STRIKER FOR ROLLER LOCK



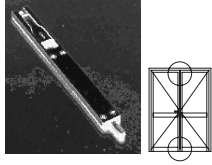
18.01.08

DİLLİ KİLİT  
MORTISE LOCK



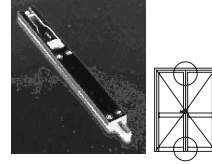
18.02.25

DİLLİ KİLİT KARŞILIĞI  
STRIKER FOR MORTISE LOCK



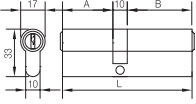
18.03.01

KAPI SÜRGÜSÜ (UZUN)  
BOLT FOR DOORS (LONG)



18.03.06

KAPI SÜRGÜSÜ (KISA)  
BOLT FOR DOORS (SHORT)



18.04.18

BAREL  
CYLINDER

A	B	L
26	50	86

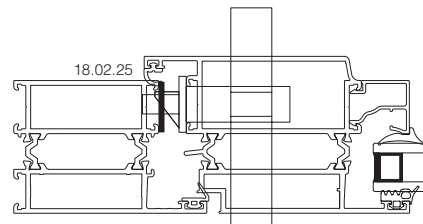
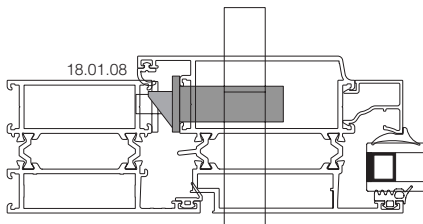
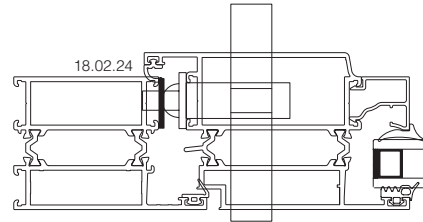
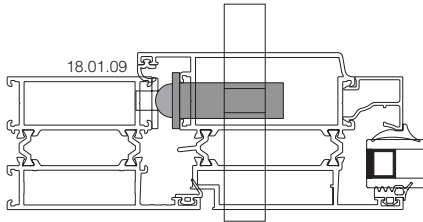
Malzeme / Material: Krom-Nikel  
Chrome-Nickel



18.05.02

BAREL AYNASI  
CYLINDER COVER

Renk / Colour: Siyah-Beyaz-Gri  
Black-White-Grey



Ölçek/Scale: 1/3

01

02

03

04

05

06

07

08

09

10

11

12

01



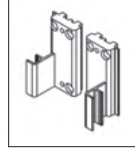
15.03.02

GIESSE PIVOT MENTEŞE  
GIESSE PIVOT HINGE

Renk / Colour: Siyah-Gri / Black-Grey  
Malzeme / Material: Zamak-Alüminyum-Polyamid  
Zamak-Aluminum-Polyamide

Maksimum kanat ağırlığı / Maximum sash weight: Dikey / Vertical: 100 kg Yatay / Horizontal: 120 kg  
Maksimum kanat ebatları / Maximum sash dimensions:  
Dikey / Vertical: L: 1600 mm H: 2200 mm Yatay / Horizontal L: 1600 mm H: 2200 mm

02



15.03.03

GIESSE PİVOT MENTEŞE ALT PARÇASI  
GIESSE PIVOT FIXING PLATE

03



07.05.26

GIESSE YATAY PİVOT İÇİN KOL  
GIESSE HANDLE FOR HORIZONTAL PIVOT

Renk / Colour: Siyah-Beyaz-Gri  
Black-White-Grey

04

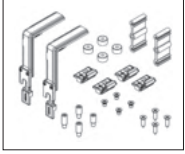


07.25.02

GIESSE YATAY PİVOT İÇİN MEKANİZMA  
GIESSE MECHANISM FOR HORIZONTAL PIVOT

Malzeme / Material: Zamak-Polyamid  
Zamak-Polyamide

05



07.26.01

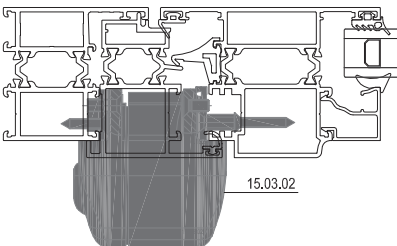
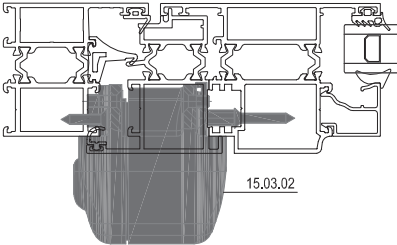
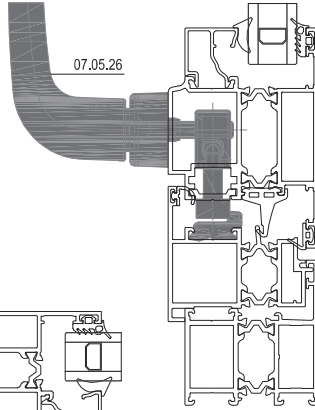
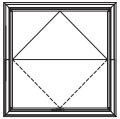
GIESSE YATAY PİVOT İÇİN KİLİTLEME  
RESCARA GLOBAL DOOR HANDLE

Malzeme / Material: Zamak-Polyamid  
Zamak-Polyamide

06

07

YATAY PİVOT AKSESUARLARI / HORIZONTAL PIVOT ACCESSORIES



08

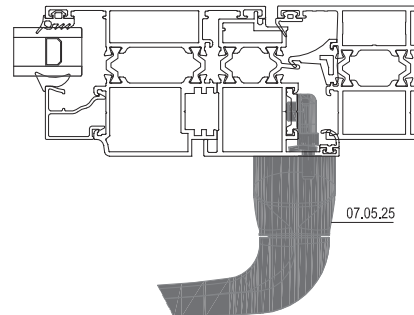
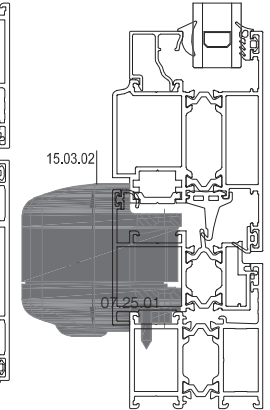
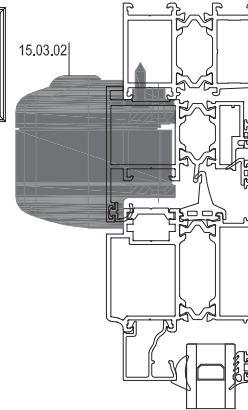
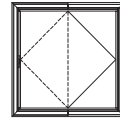
09

10

11

12

DIKEY PİVOT AKSESUARLARI / VERTICAL PIVOT ACCESSORIES



\*\*\* 25 I 07 tij profili ile kullanılmalıdır.  
Should be used with 25 I 07 rod profile

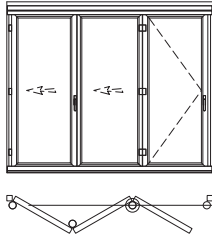
Ölçek/Scale: 1/3



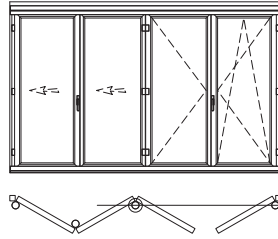
ŞEMA SCHEME	KOD CODE	AÇIKLAMA DESCRIPTION
431	07.29.01	Eşikli Katlanır Kapı Mekanizması / Folding Door Mechanism with Threshold
330	07.29.02	Eşikli Katlanır Kapı Mekanizması / Folding Door Mechanism with Threshold
550	07.29.03	Eşikli Katlanır Kapı Mekanizması / Folding Door Mechanism with Threshold
633	07.29.04	Eşikli Katlanır Kapı Mekanizması / Folding Door Mechanism with Threshold
651	07.29.05	Eşikli Katlanır Kapı Mekanizması / Folding Door Mechanism with Threshold
770	07.29.06	Eşikli Katlanır Kapı Mekanizması / Folding Door Mechanism with Threshold

KANAT ÖLÇÜLERİ / VENT DIMENSIONS = L: 500 mm - 1000 mm H: 851 mm - 2350 mm  
MAKS. KANAT AĞIRLIĞI / MAX. VENT WEIGHT=80 kg.

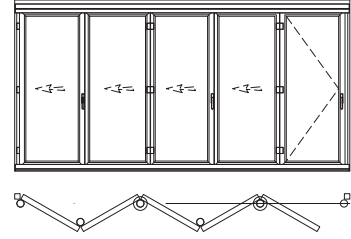
ŞEMA: 330



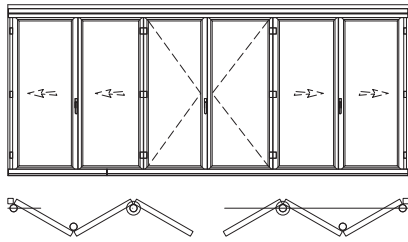
ŞEMA: 431



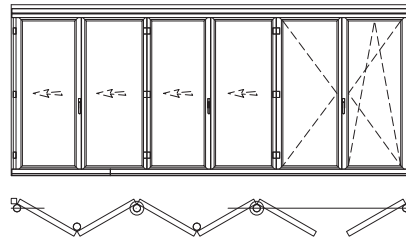
ŞEMA: 550



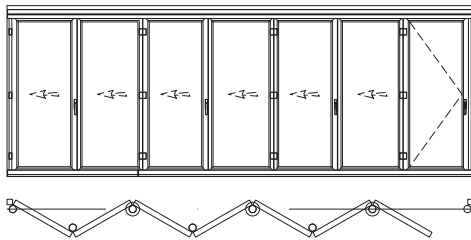
ŞEMA: 633



ŞEMA: 651



ŞEMA: 770



01

02

03

04

05

06

07

08

09

10

11

12

01

02

03

04

05

06

07

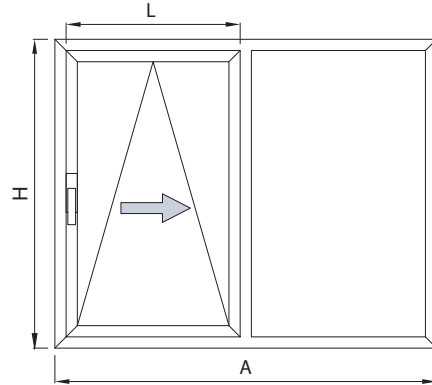

08

09

10

11

12

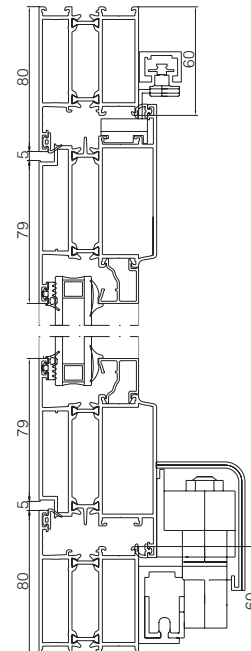
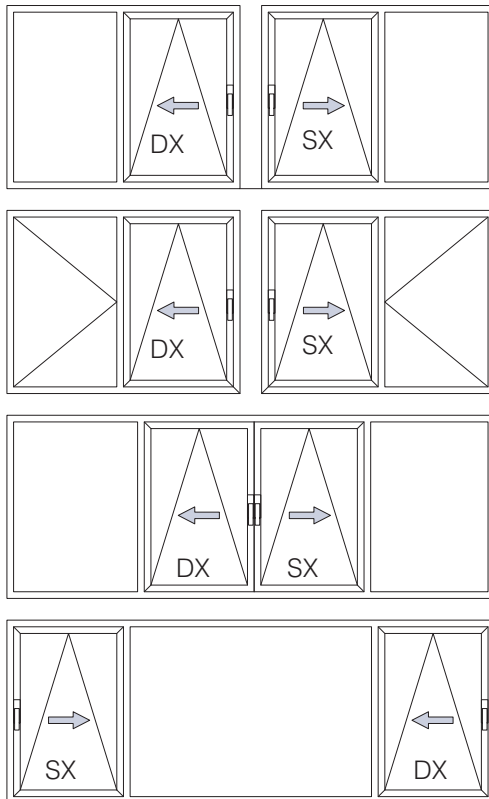


**YARI OTOMATİK PARALEL SÜRME MEKANİZMASI 130 kg - EURO KANAL**  
AUTOMATIC TILT&SLIDE MECHANISM 130 kg - EURO CHANNEL

KOD CODE	KANAT YÜKSEKLİĞİ SASH HEIGHT	KANAT GENİŞLİĞİ SASH WIDTH
07.35.02	730-1200 mm	600-850 mm
07.35.03	730-1200 mm	851-1100 mm
07.35.04	730-1200 mm	1101-1350 mm
07.35.05	730-1200 mm	1351-1600 mm
07.35.06	1201-2400 mm	600-850 mm
07.35.07	1201-2400 mm	851-1100 mm
07.35.08	1201-2400 mm	1101-1350 mm
07.35.09	1201-2400 mm	1351-1600 mm

**TAM OTOMATİK PARALEL SÜRME MEKANİZMASI 150 kg - EURO KANAL**  
FULL AUTOMATIC TILT&SLIDE MECHANISM 150 kg - EURO CHANNEL

KOD CODE	KANAT YÜKSEKLİĞİ SASH HEIGHT	KANAT GENİŞLİĞİ SASH WIDTH
07.35.10	895-1200 mm	740-850 mm
07.35.11	895-1200 mm	851-1100 mm
07.35.12	895-1200 mm	1101-1350 mm
07.35.13	895-1200 mm	1351-1600 mm
07.35.14	1201-2400 mm	740-850 mm
07.35.15	1201-2400 mm	851-1100 mm
07.35.16	1201-2400 mm	1101-1350 mm
07.35.17	1201-2400 mm	1351-1600 mm



Ölçek/Scale: 1/4